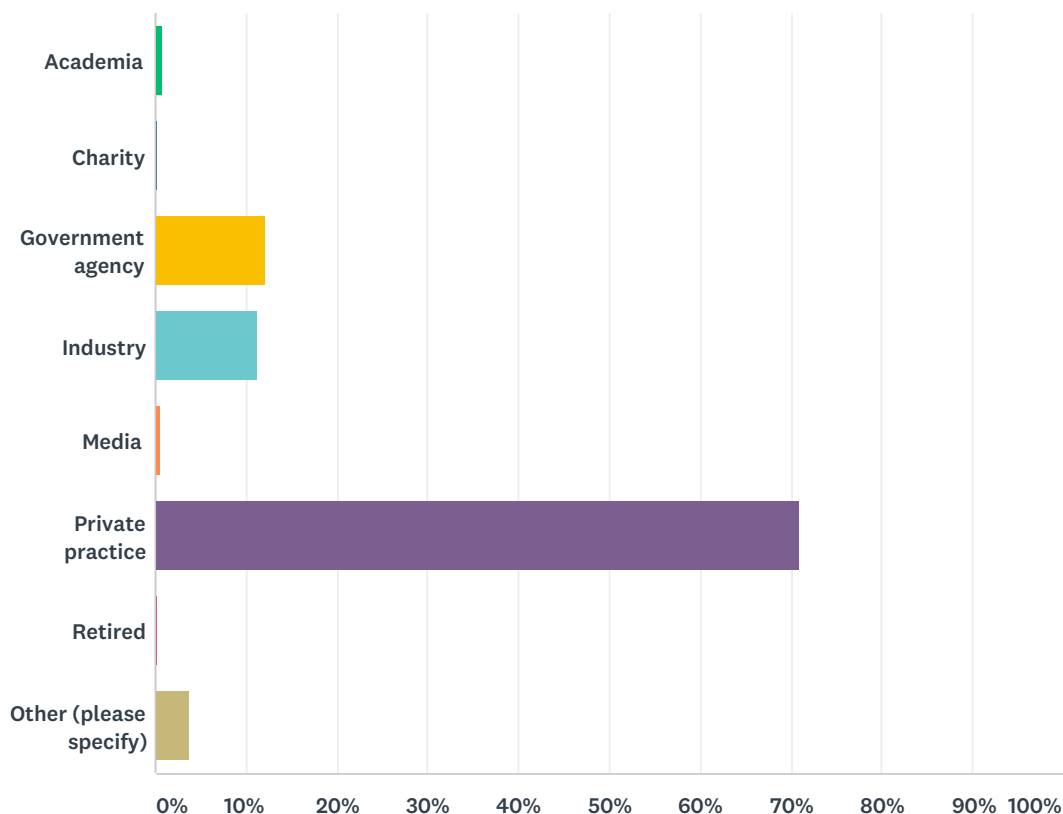


Q1 Which sector do you work in?

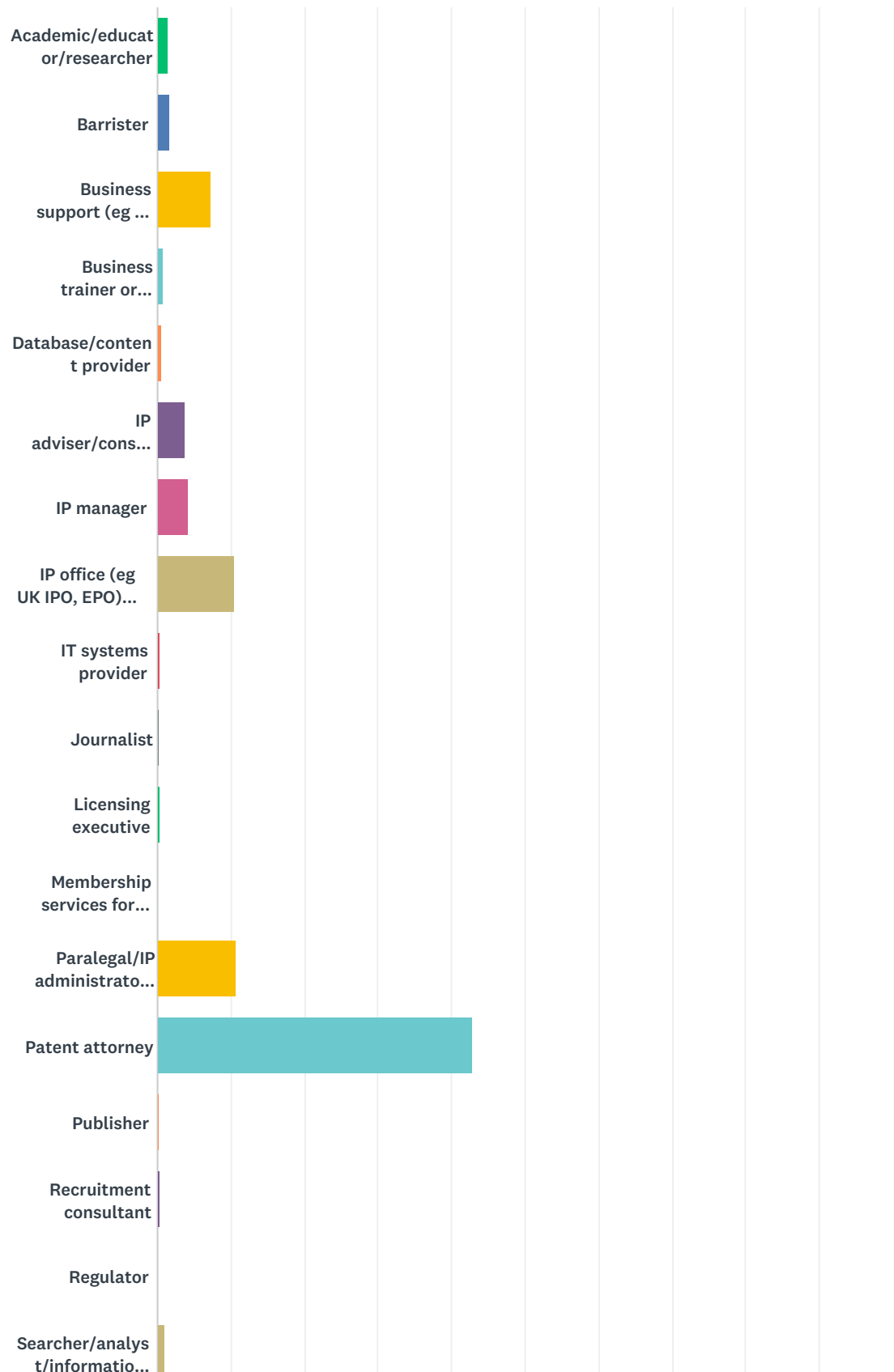
Answered: 1,079 Skipped: 6

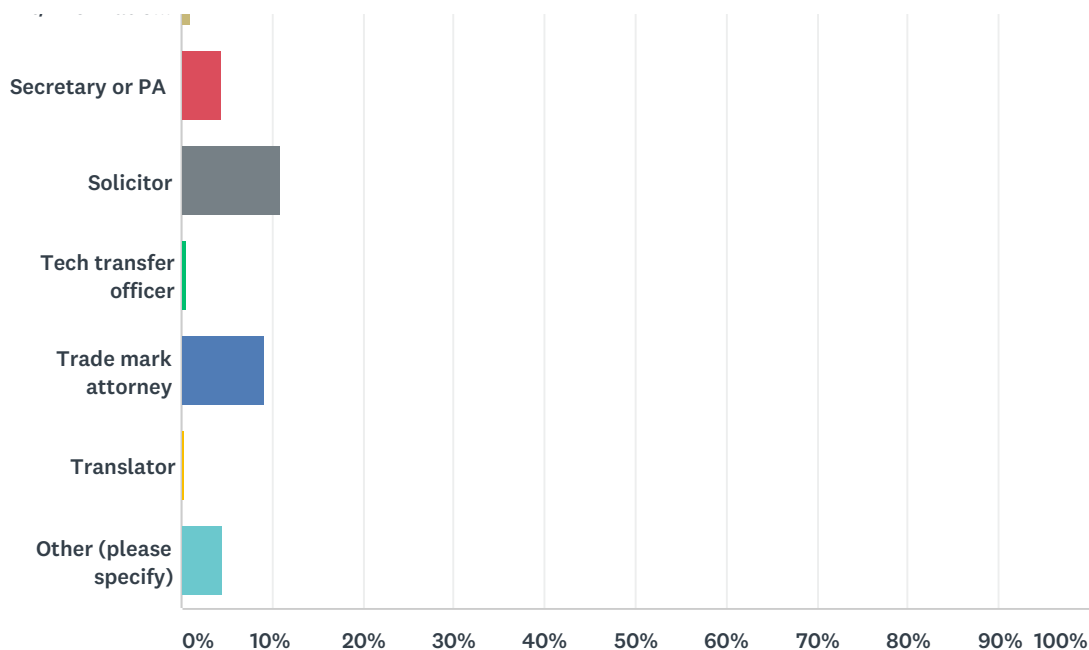


ANSWER CHOICES	RESPONSES
Academia	0.93%
Charity	0.19%
Government agency	12.05%
Industry	11.31%
Media	0.56%
Private practice	70.99%
Retired	0.19%
Other (please specify)	3.80%
TOTAL	1

Q2 What job do you do in the IP field (tick as many as applicable)?

Answered: 1,084 Skipped: 1



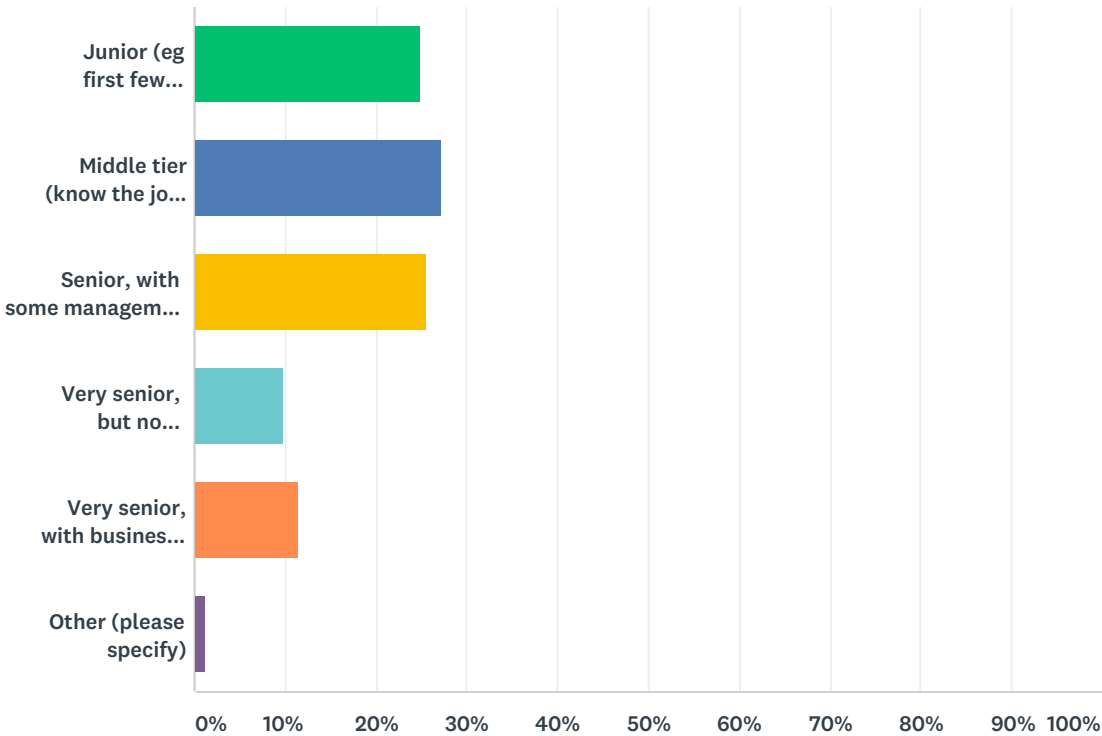


ANSWER CHOICES	RESPONSES
Academic/educator/researcher	1.38%
Barrister	1.66%
Business support (eg HR, IT, marketing, office management &c)	7.38%
Business trainer or coach	0.92%
Database/content provider	0.65%
IP adviser/consultant	3.78%
IP manager	4.15%
IP office (eg UK IPO, EPO) employee	10.52%
IT systems provider	0.37%
Journalist	0.18%
Licensing executive	0.37%
Membership services for IP professionals	0.09%
Paralegal/IP administrator/formalities clerk	10.61%
Patent attorney	42.80%
Publisher	0.28%
Recruitment consultant	0.46%
Regulator	0.00%
Searcher/analyst/information scientist	1.11%
Secretary or PA	4.43%
Solicitor	10.98%

Tech transfer officer	0.65%
Trade mark attorney	9.13%
Translator	0.37%
Other (please specify)	4.52%
Total Respondents: 1,084	

Q3 Which of the following best describes your career level?

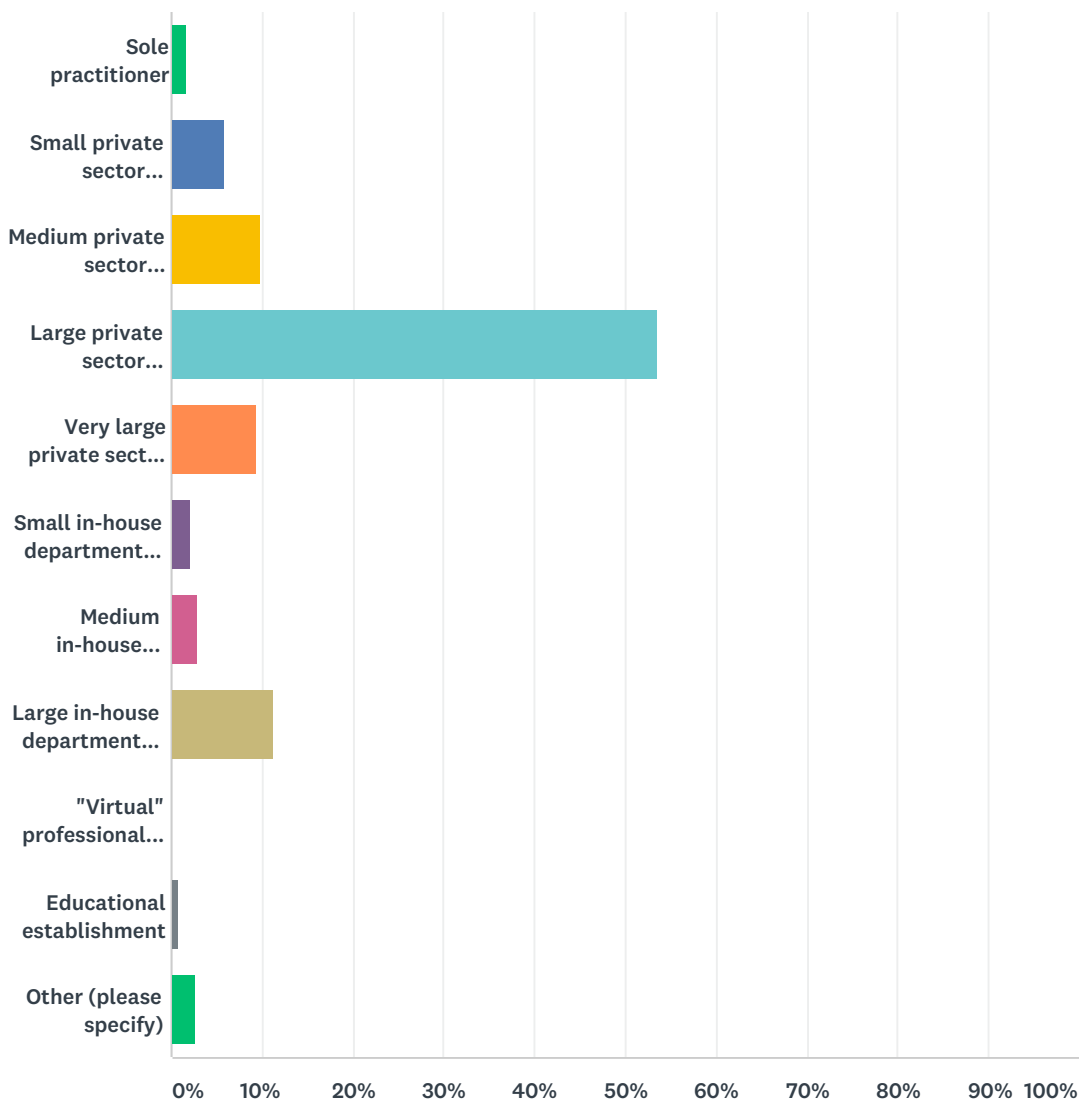
Answered: 1,077 Skipped: 8



ANSWER CHOICES	RESPONSES
Junior (eg first few years, still training)	24.88%
Middle tier (know the job, but not yet "senior")	27.11%
Senior, with some management responsibilities	25.44%
Very senior, but no ownership of the business	9.75%
Very senior, with business ownership	11.51%
Other (please specify)	1.30%
TOTAL	1

Q4 What type of organisation do you work in? (Note that "in-house" here also covers government agencies and charities.)

Answered: 1,081 Skipped: 4

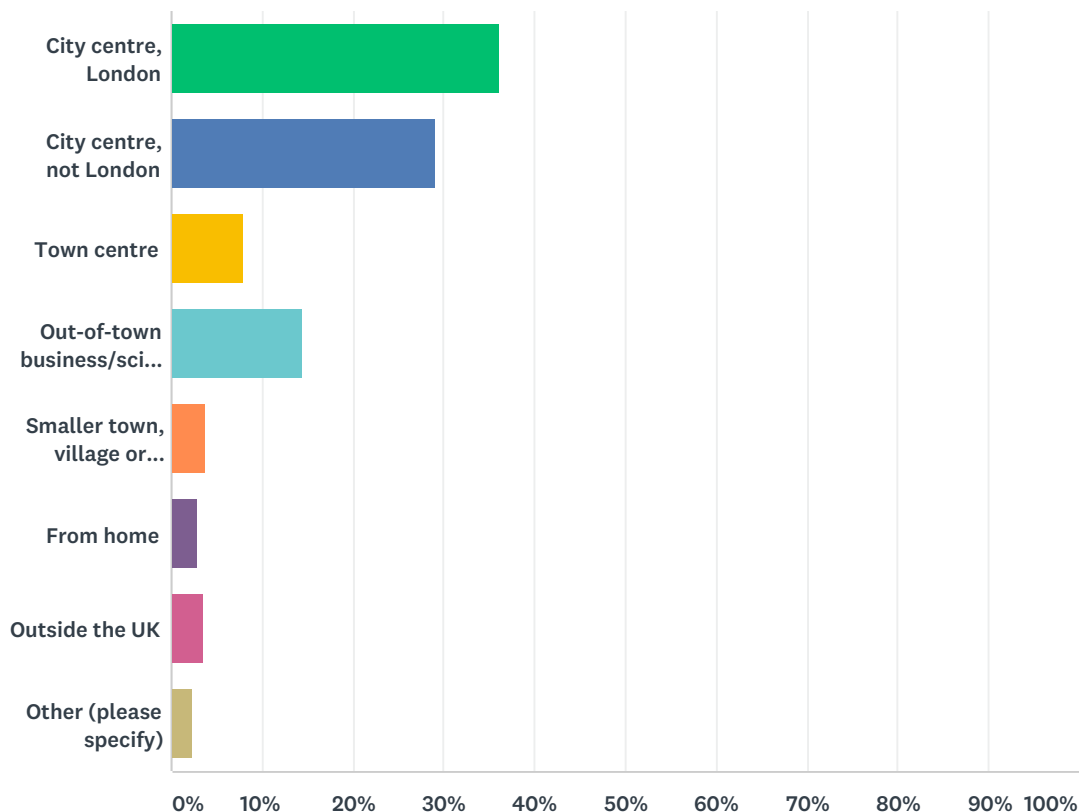


ANSWER CHOICES	RESPONSES
Sole practitioner	1.57%
Small private sector organisation (1-20 staff including partners/directors)	5.92%
Medium private sector organisation (21-80 staff including partners/directors)	9.81%
Large private sector organisation (more than 80 staff including partners/directors)	53.47%
Very large private sector organisation (more than 500 staff including partners/directors)	9.44%
Small in-house department (1-10 staff)	2.04%
Medium in-house department (11-50 staff)	2.96%

Large in-house department (more than 50 staff)	11.19%
"Virtual" professional network	0.00%
Educational establishment	0.83%
Other (please specify)	2.78%
TOTAL	1

Q5 Where do you work, mostly?

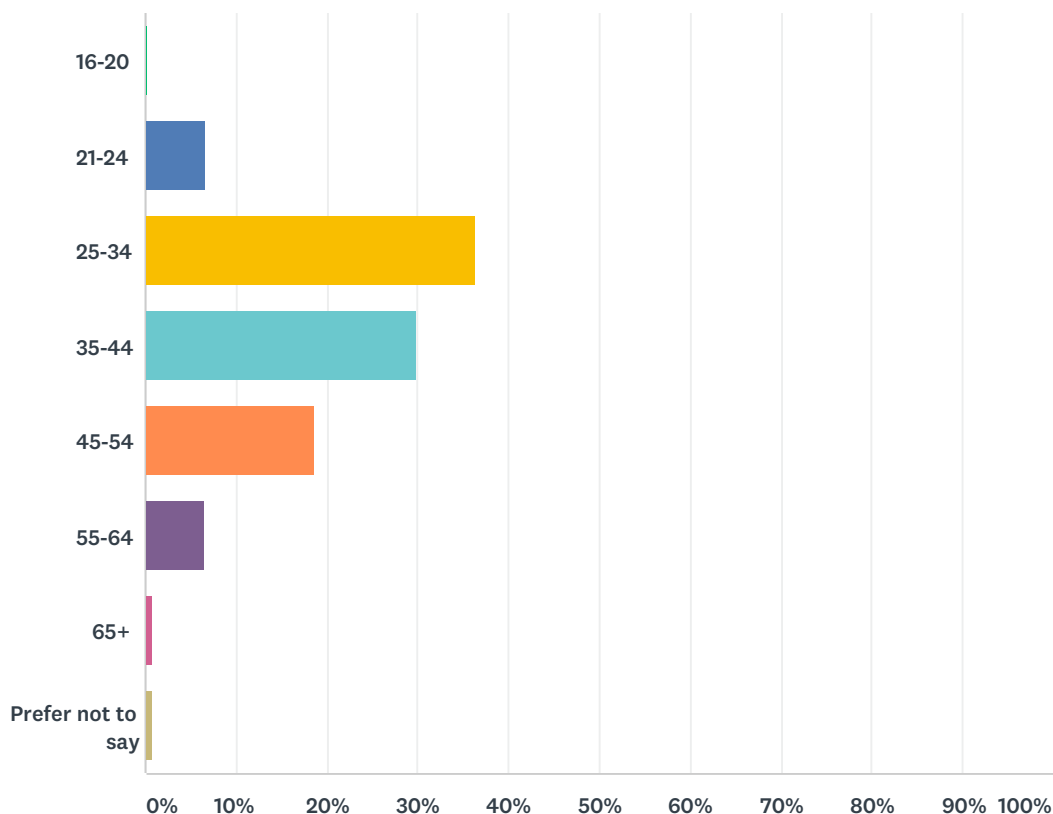
Answered: 1,085 Skipped: 0



ANSWER CHOICES	RESPONSES
City centre, London	36.13%
City centre, not London	29.12%
Town centre	7.93%
Out-of-town business/science park	14.38%
Smaller town, village or rural location	3.78%
From home	2.86%
Outside the UK	3.50%
Other (please specify)	2.30%
TOTAL	1

Q6 What age are you?

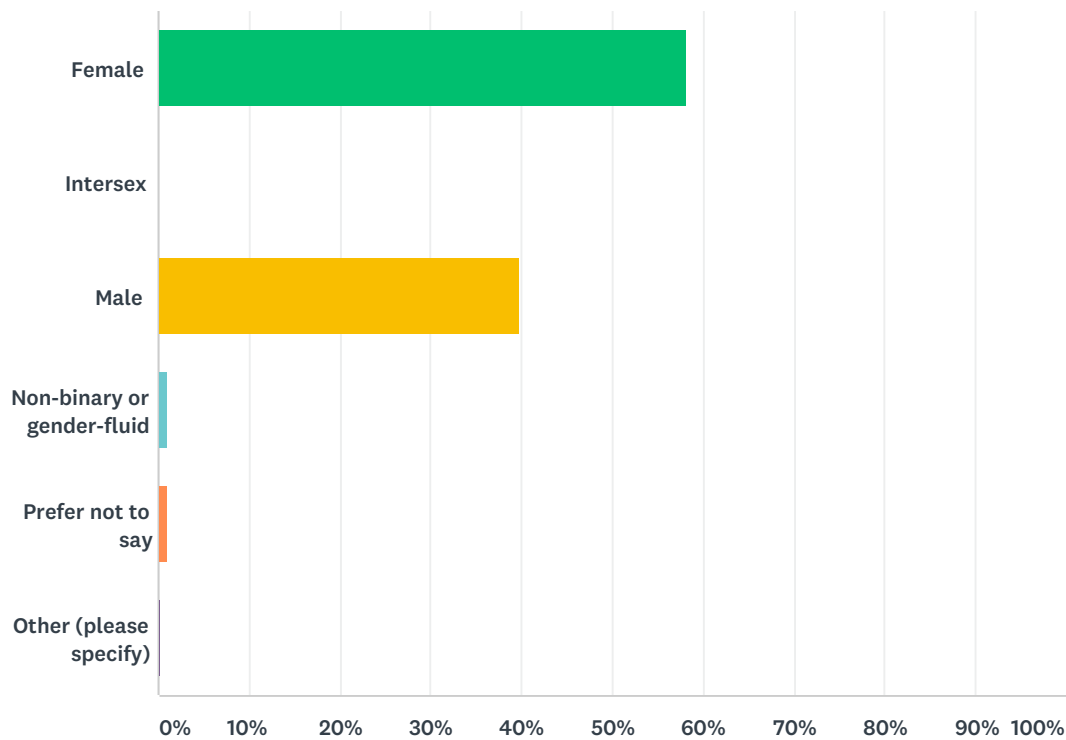
Answered: 1,084 Skipped: 1



ANSWER CHOICES	RESPONSES
16-20	0.18%
21-24	6.73%
25-34	36.44%
35-44	29.98%
45-54	18.54%
55-64	6.55%
65+	0.83%
Prefer not to say	0.74%
TOTAL	1

Q7 How do you describe your gender identity?

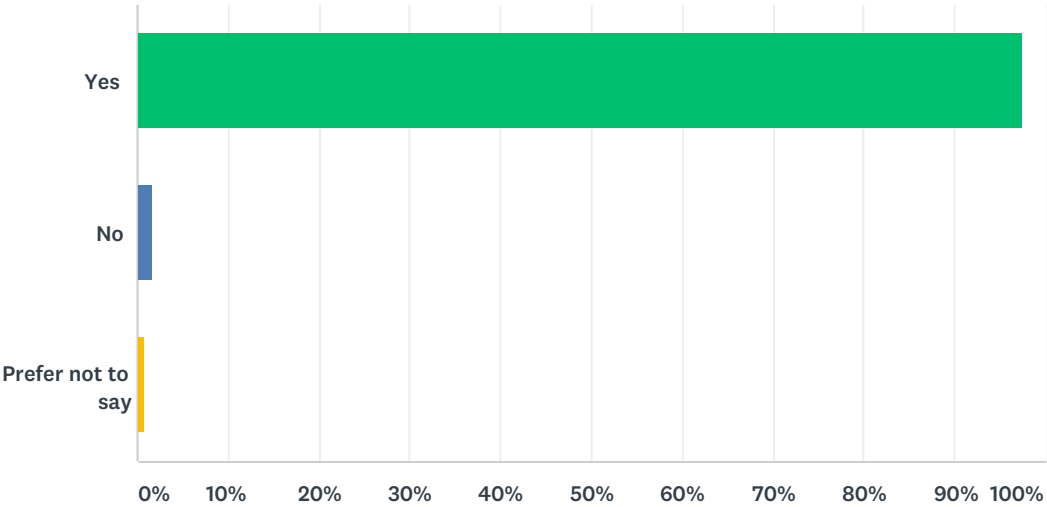
Answered: 1,077 Skipped: 8



ANSWER CHOICES	RESPONSES
Female	58.12%
Intersex	0.00%
Male	39.65%
Non-binary or gender-fluid	1.02%
Prefer not to say	1.02%
Other (please specify)	0.19%
TOTAL	1

Q8 Is your gender identity the same as the sex you were assigned at birth?

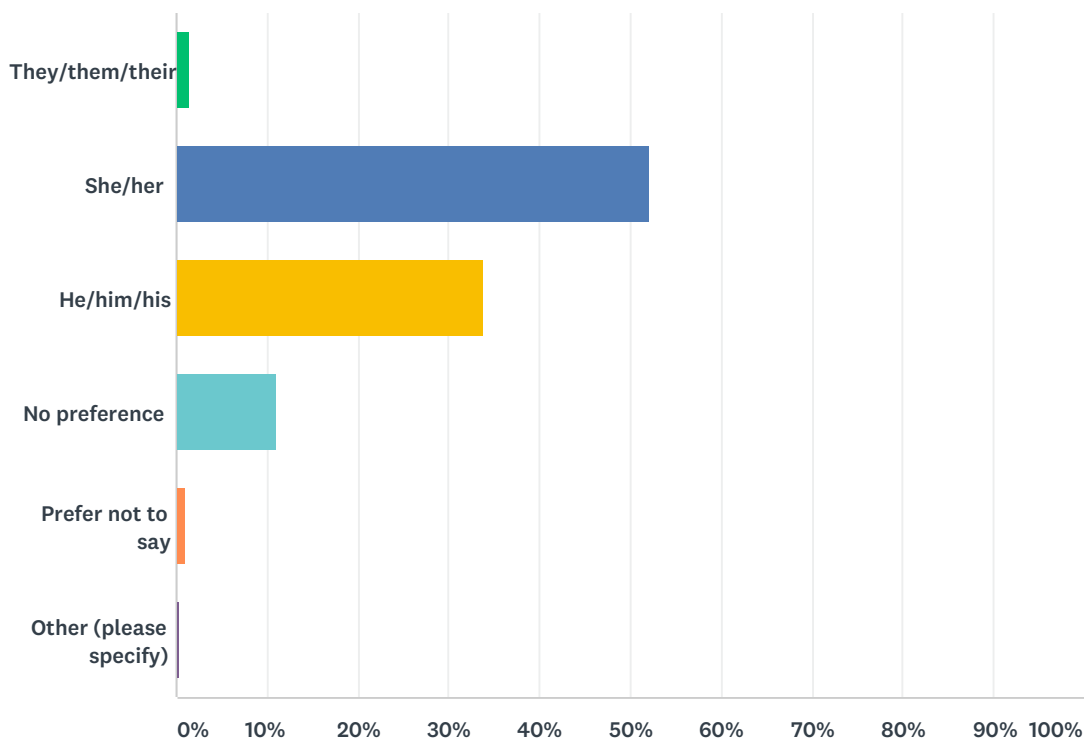
Answered: 1,078 Skipped: 7



ANSWER CHOICES	RESPONSES
Yes	97.59%1
No	1.58%
Prefer not to say	0.83%
TOTAL	1

Q9 What pronouns do you prefer people to use for you?

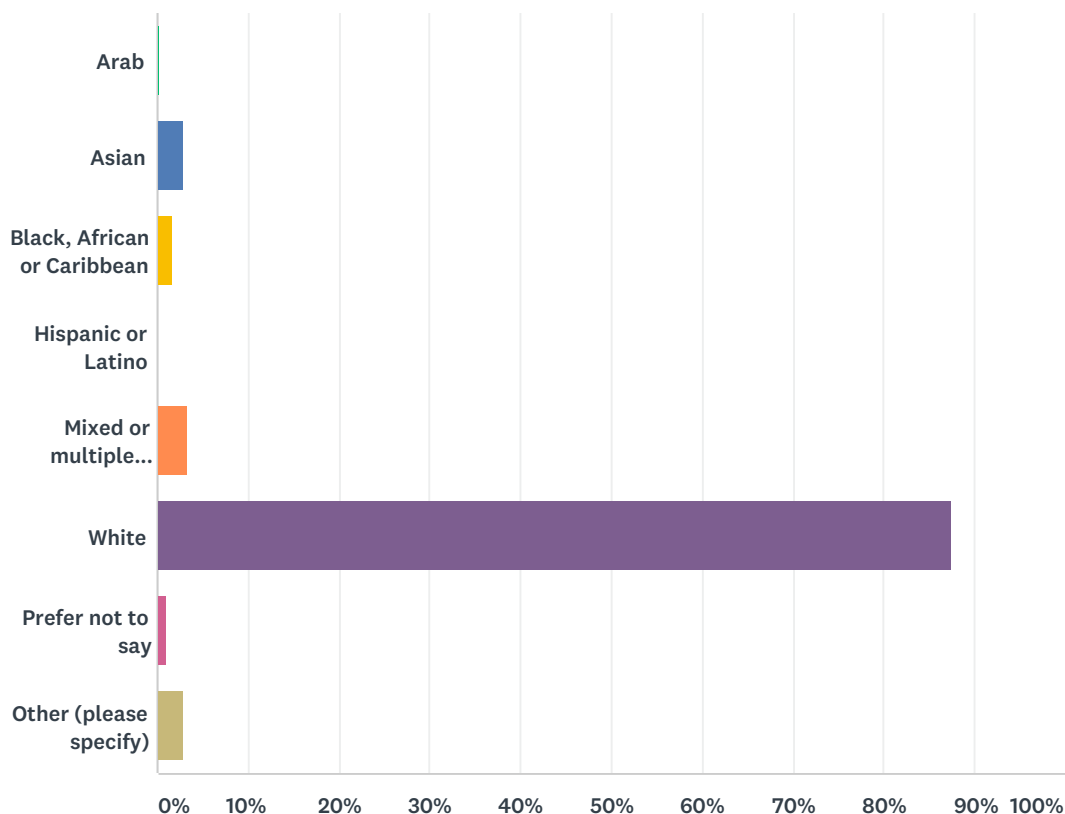
Answered: 1,077 Skipped: 8



ANSWER CHOICES	RESPONSES
They/them/their	1.49%
She/her	52.18%
He/him/his	33.80%
No preference	11.14%
Prefer not to say	1.02%
Other (please specify)	0.37%
TOTAL	1

Q10 Which of the following best describes your ethnicity?

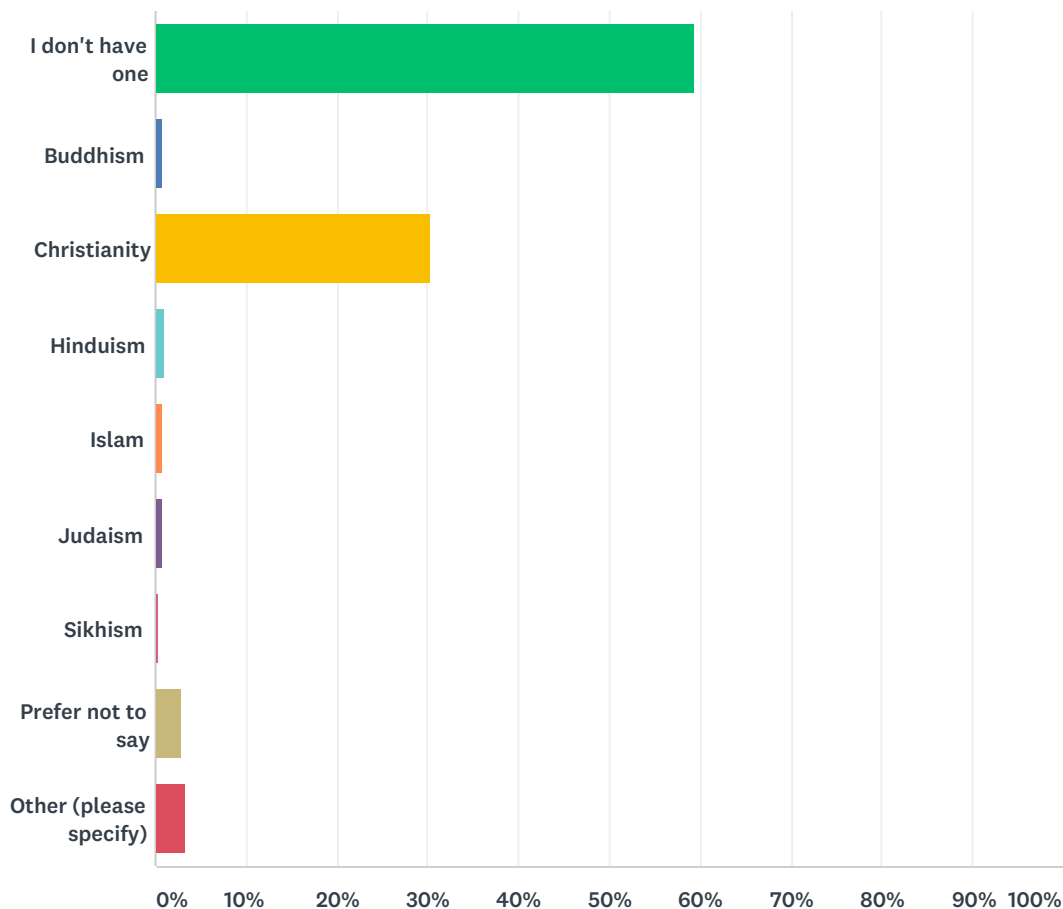
Answered: 1,075 Skipped: 10



ANSWER CHOICES	RESPONSES
Arab	0.19%
Asian	2.98%
Black, African or Caribbean	1.77%
Hispanic or Latino	0.09%
Mixed or multiple ethnicity	3.44%
White	87.44%
Prefer not to say	1.12%
Other (please specify)	2.98%
TOTAL	1

Q11 What is your religion or faith?

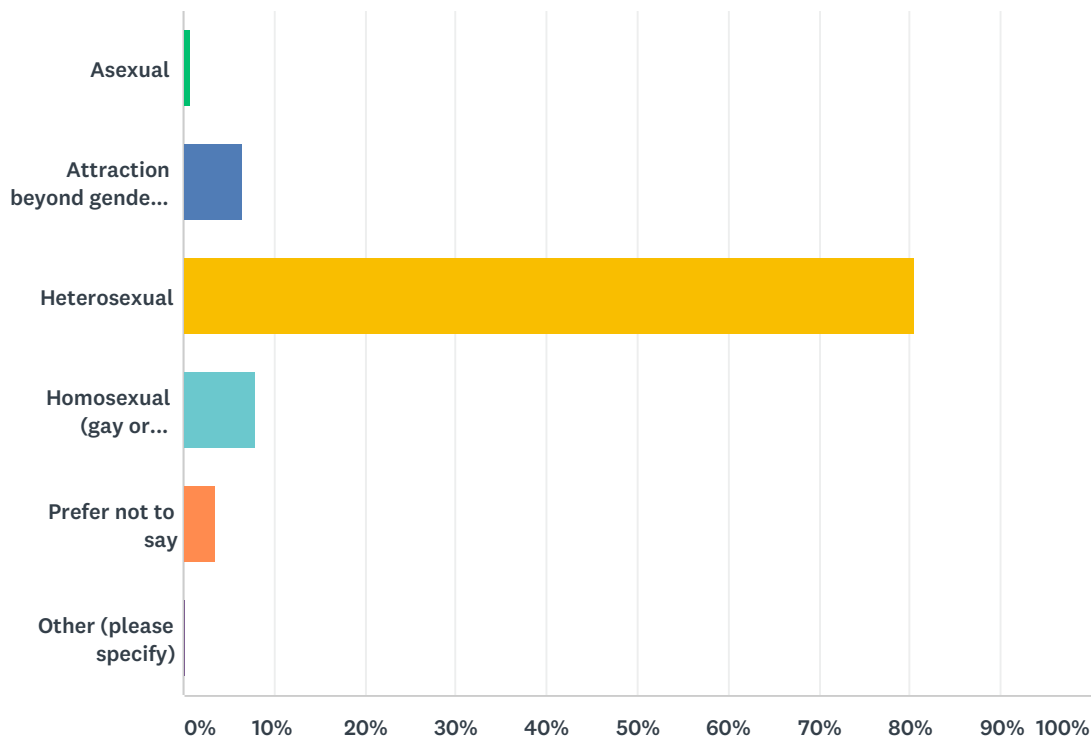
Answered: 1,075 Skipped: 10



ANSWER CHOICES	RESPONSES
I don't have one	59.44%
Buddhism	0.84%
Christianity	30.33%
Hinduism	1.12%
Islam	0.84%
Judaism	0.84%
Sikhism	0.37%
Prefer not to say	2.98%
Other (please specify)	3.26%
TOTAL	1

Q12 What is your sexual orientation?

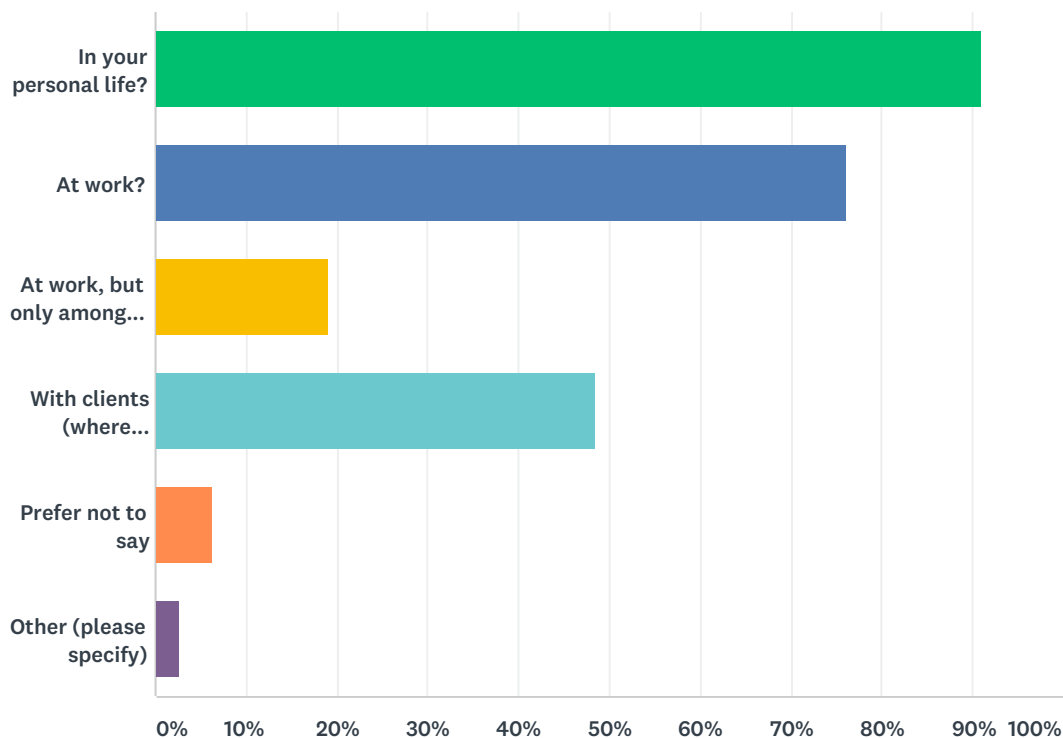
Answered: 1,067 Skipped: 18



ANSWER CHOICES	RESPONSES
Asexual	0.94%
Attraction beyond gender (eg bisexual, pansexual)	6.56%
Heterosexual	80.60%
Homosexual (gay or lesbian)	7.97%
Prefer not to say	3.66%
Other (please specify)	0.28%
TOTAL	1

Q13 Are you open about your sexual orientation (tick as many as applicable):

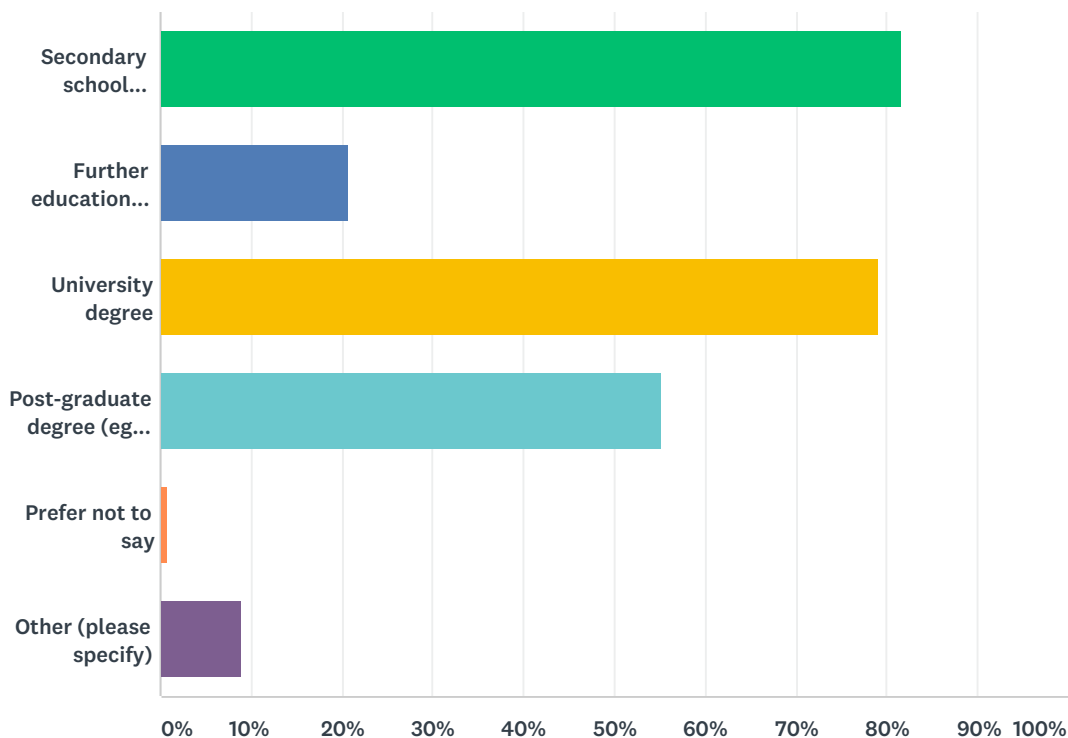
Answered: 1,044 Skipped: 41



ANSWER CHOICES	RESPONSES
In your personal life?	90.90%
At work?	76.25%
At work, but only among certain colleagues?	18.97%
With clients (where appropriate)?	48.56%
Prefer not to say	6.32%
Other (please specify)	2.78%
Total Respondents: 1,044	

Q14 Which of these qualifications do you have (tick as many as applicable)?

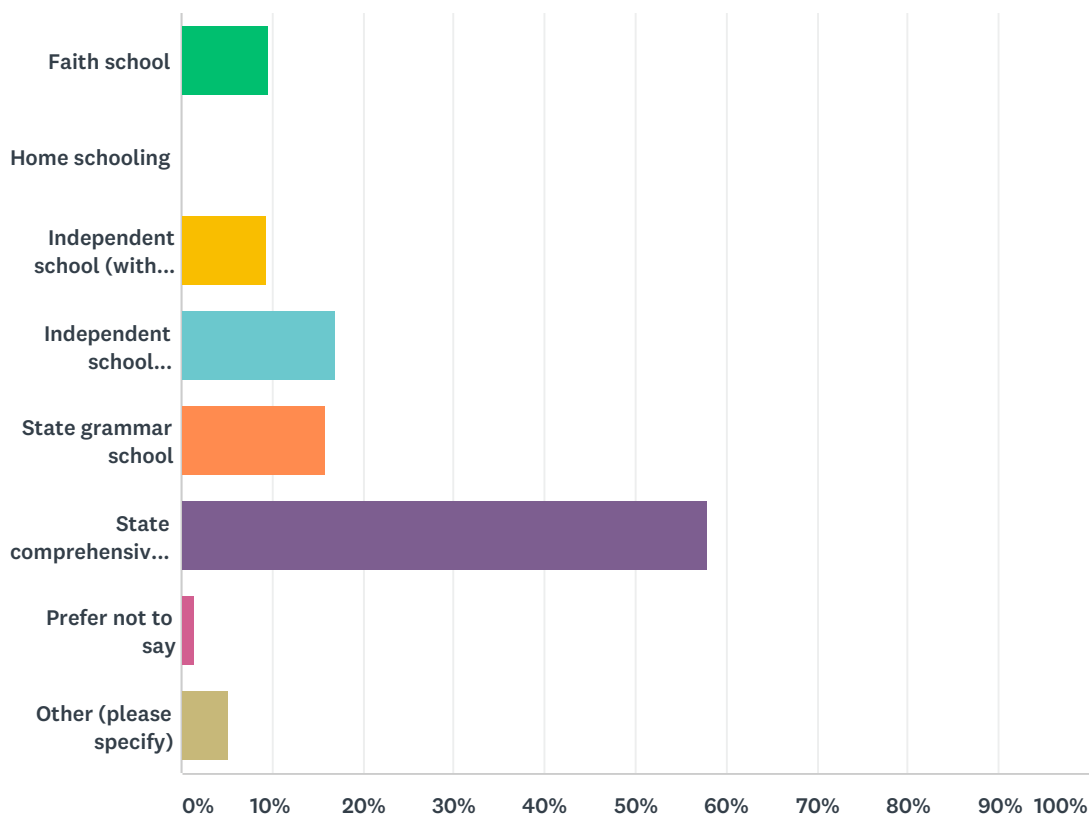
Answered: 1,054 Skipped: 31



ANSWER CHOICES	RESPONSES
Secondary school qualifications (eg GCSEs or A-levels)	81.50%
Further education qualifications (eg NVQs)	20.78%
University degree	79.13%
Post-graduate degree (eg Masters or Doctorate)	55.22%
Prefer not to say	0.76%
Other (please specify)	8.92%
Total Respondents: 1,054	

**Q15 What type(s) of school did you attend (tick as many as applicable)
(If you were schooled outside the UK, please pick the nearest possible option, or tell us more in the "other" box.)**

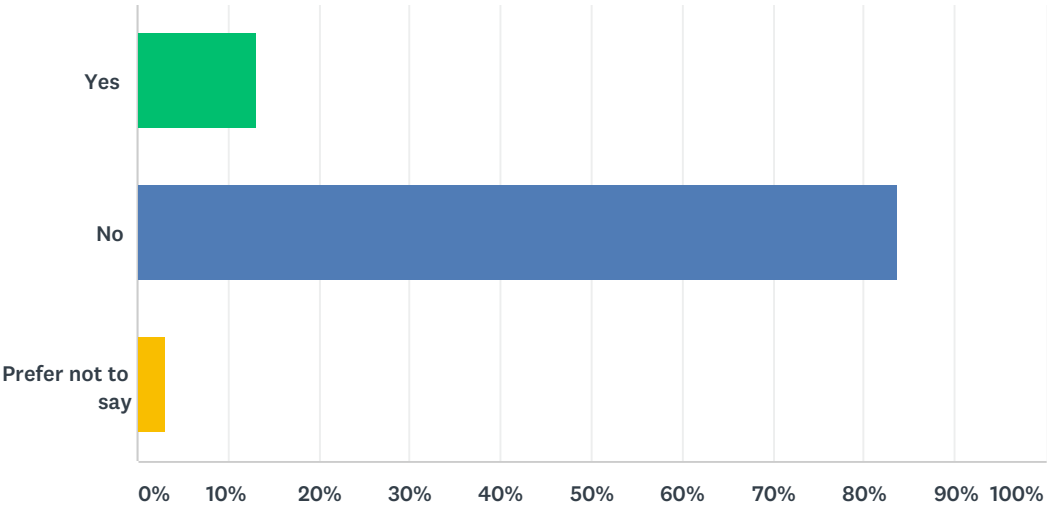
Answered: 1,054 Skipped: 31



ANSWER CHOICES	RESPONSES
Faith school	9.68%
Home schooling	0.00%
Independent school (with bursary)	9.49%
Independent school (self-funded)	16.89%
State grammar school	15.84%
State comprehensive school (including non-selective academy)	57.97%
Prefer not to say	1.52%
Other (please specify)	5.22%
Total Respondents: 1,054	

Q16 Did you qualify for free school meals for any period during your schooling?

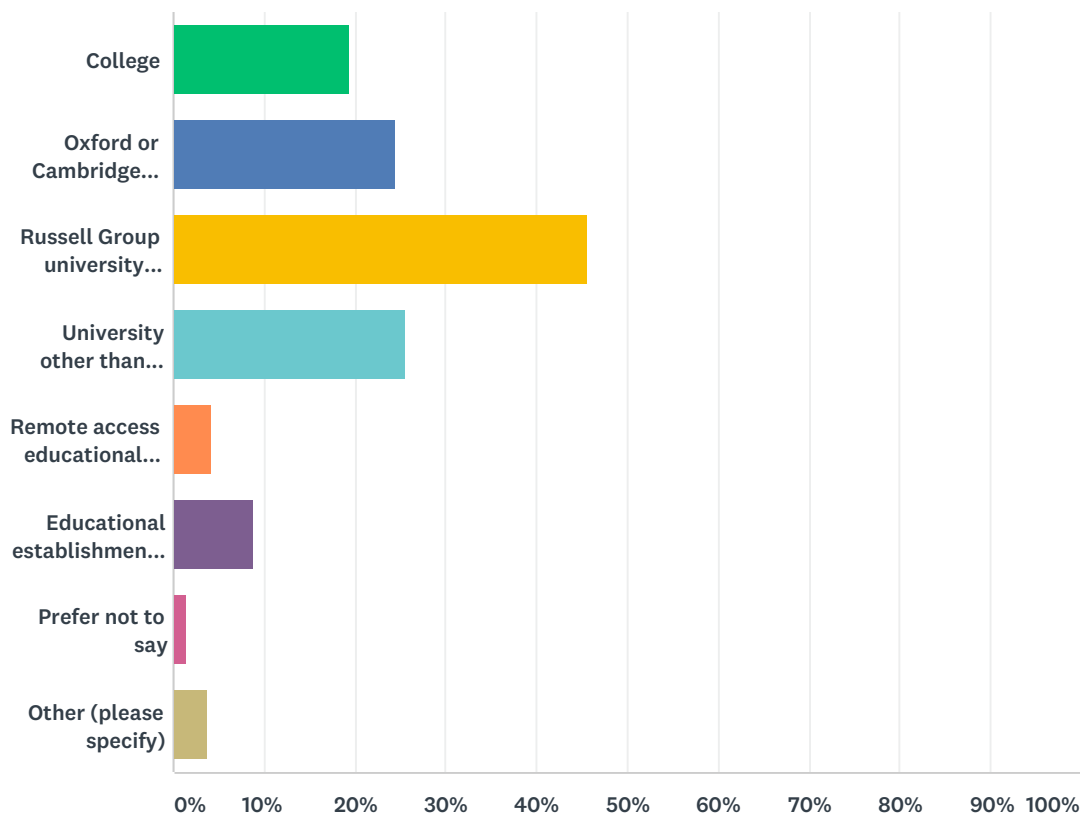
Answered: 1,049 Skipped: 36



ANSWER CHOICES	RESPONSES
Yes	13.25%
No	83.60%
Prefer not to say	3.15%
TOTAL	1

Q17 What type(s) of higher or further education establishment did you study at (tick as many as applicable)?

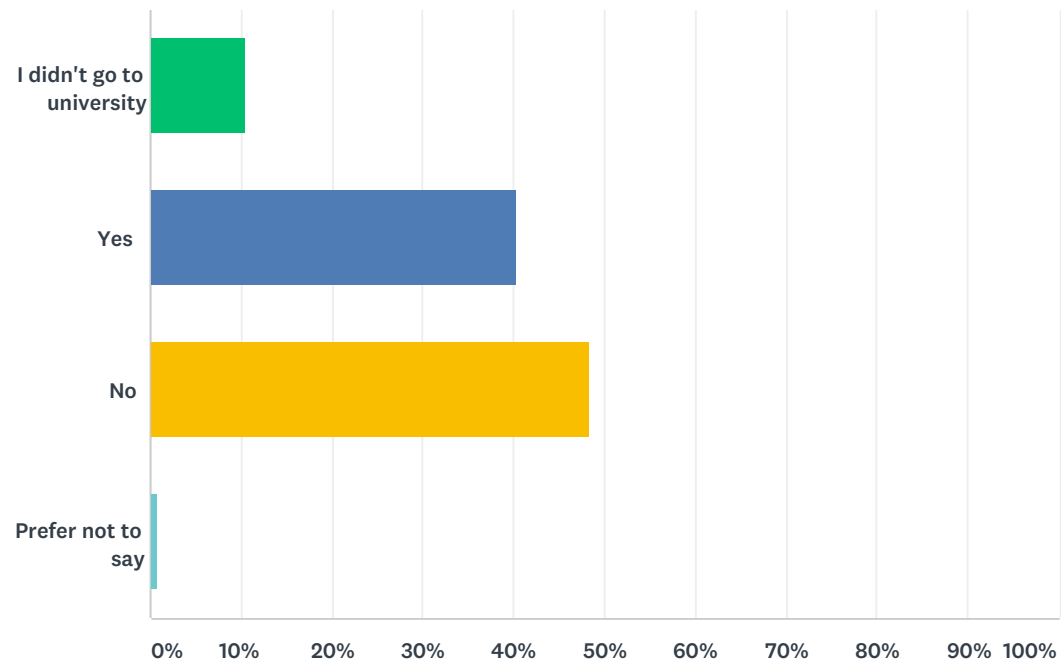
Answered: 1,046 Skipped: 39



ANSWER CHOICES	RESPONSES
College	19.41%
Oxford or Cambridge University	24.47%
Russell Group university other than Oxford or Cambridge (see the list here)	45.60%
University other than Russell Group	25.62%
Remote access educational establishment (eg Open University)	4.11%
Educational establishment outside the UK	8.70%
Prefer not to say	1.53%
Other (please specify)	3.73%
Total Respondents: 1,046	

Q18 If you went to university, were you part of the first generation of yo family to do so?

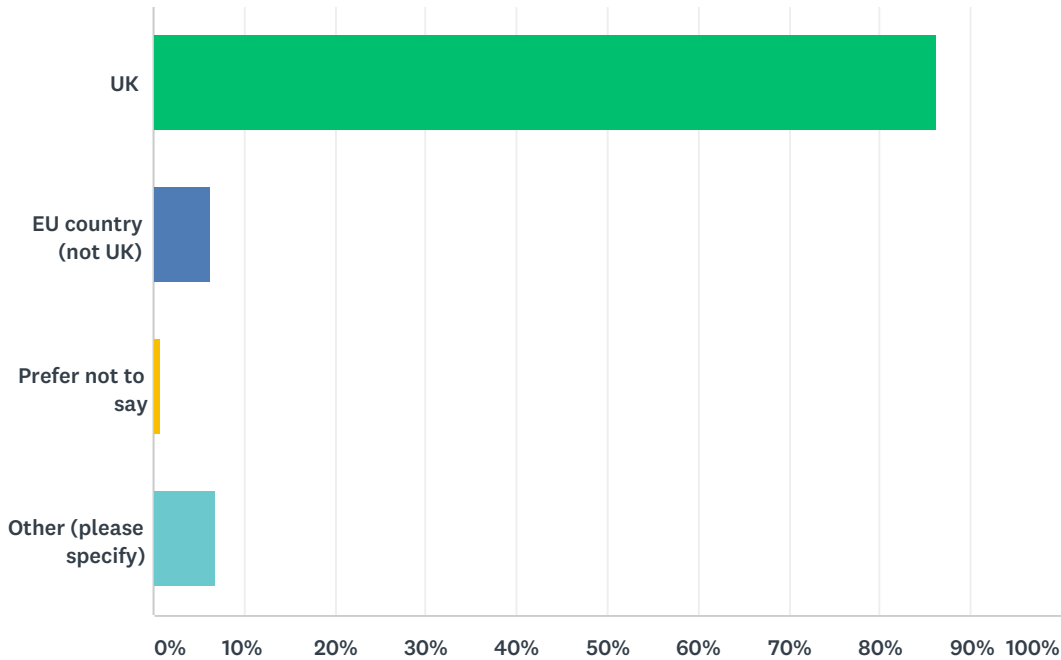
Answered: 1,048 Skipped: 37



ANSWER CHOICES	RESPONSES
I didn't go to university	10.40%
Yes	40.46%
No	48.38%
Prefer not to say	0.76%
TOTAL	1

Q19 Which country were you born in?

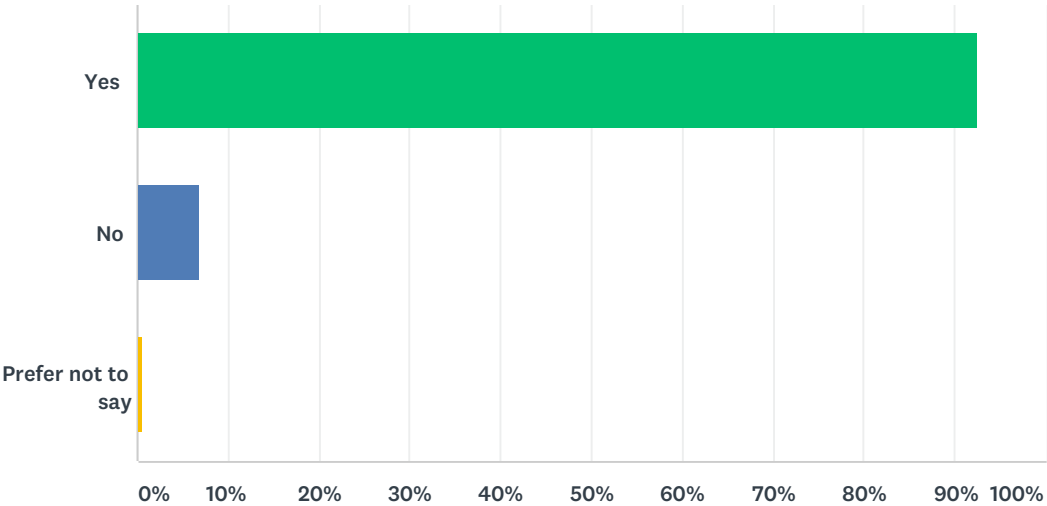
Answered: 1,054 Skipped: 31



ANSWER CHOICES	RESPONSES
UK	86.15%
EU country (not UK)	6.26%
Prefer not to say	0.76%
Other (please specify)	6.83%
TOTAL	1

Q20 Do you have UK citizenship?

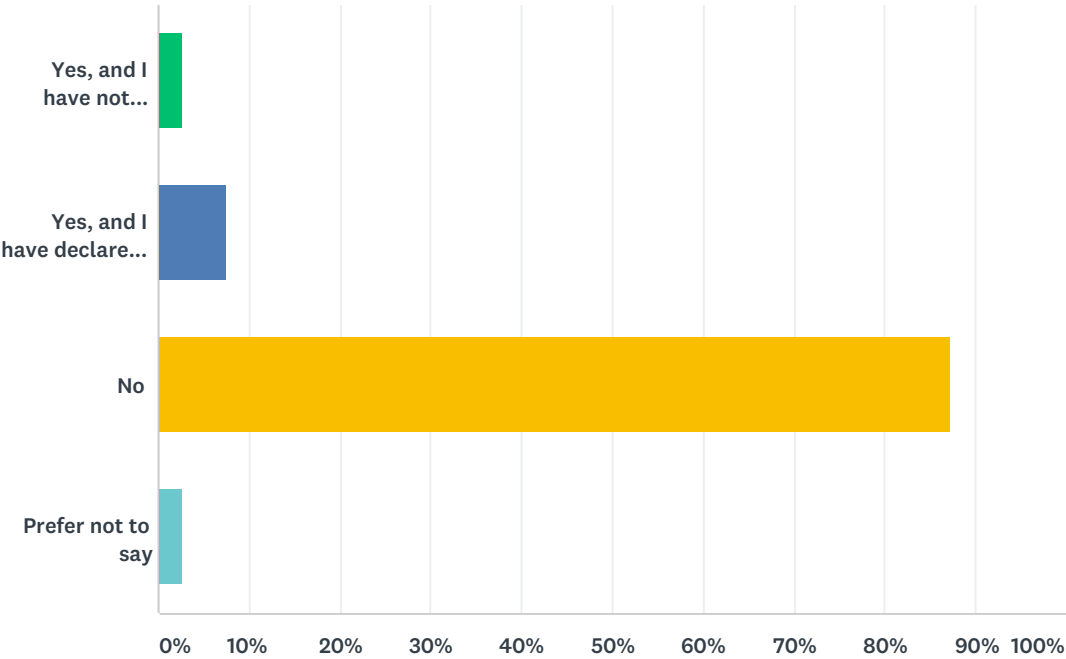
Answered: 1,052 Skipped: 33



ANSWER CHOICES	RESPONSES
Yes	92.49%
No	6.94%
Prefer not to say	0.57%
TOTAL	1

Q21 Do you consider yourself to have a disability or health condition, c
to be otherwise disabled?

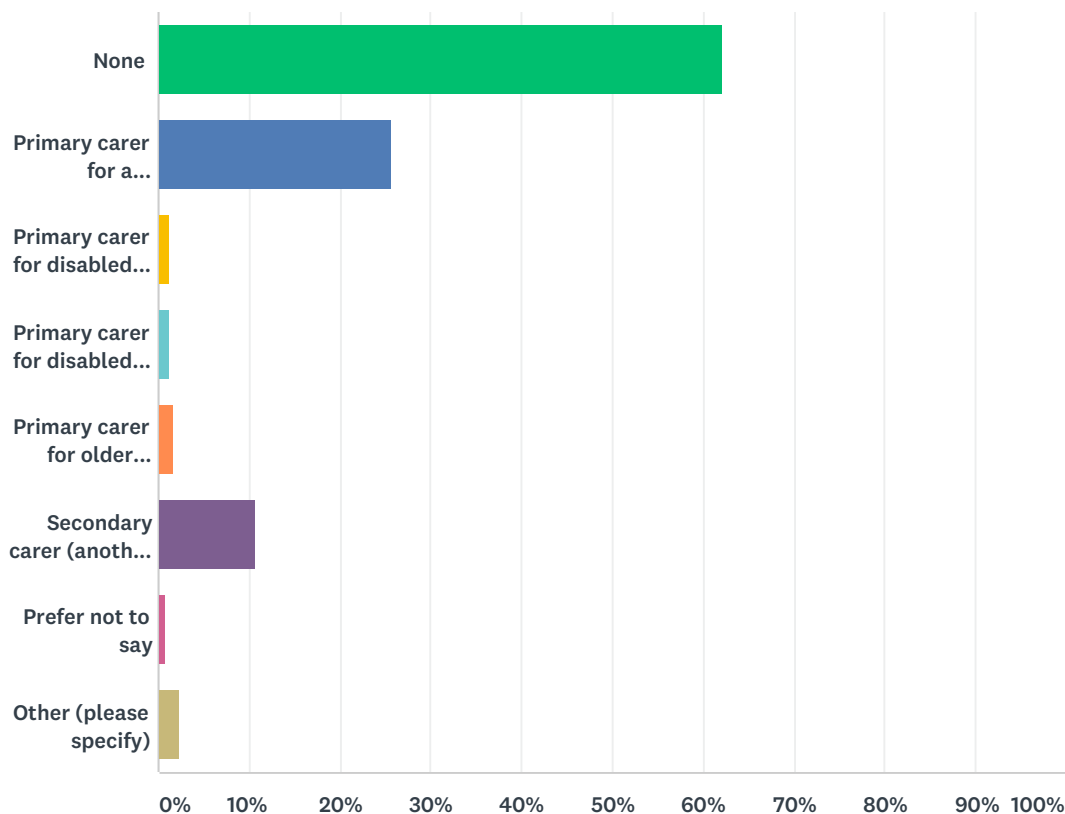
Answered: 1,051 Skipped: 34



ANSWER CHOICES	RESPONSES
Yes, and I have not declared this to my employer	2.66%
Yes, and I have declared this to my employer	7.52%
No	87.16%
Prefer not to say	2.66%
TOTAL	1

Q22 Which if any of these caring responsibilities do you have (tick as many as applicable)?

Answered: 1,041 Skipped: 44



ANSWER CHOICES	RESPONSES
None	62.06%
Primary carer for a child/children (under 18)	25.74%
Primary carer for disabled child/children	1.25%
Primary carer for disabled adult (18-65)	1.15%
Primary carer for older person (over 65)	1.73%
Secondary carer (another person carries out the main caring role)	10.57%
Prefer not to say	0.86%
Other (please specify)	2.31%
Total Respondents: 1,041	

Q23 You can use this optional box to offer your comments on the survey questions. Please be constructive - we will try to take your feedback on board in developing future diversity surveys.

Answered: 92 Skipped: 993