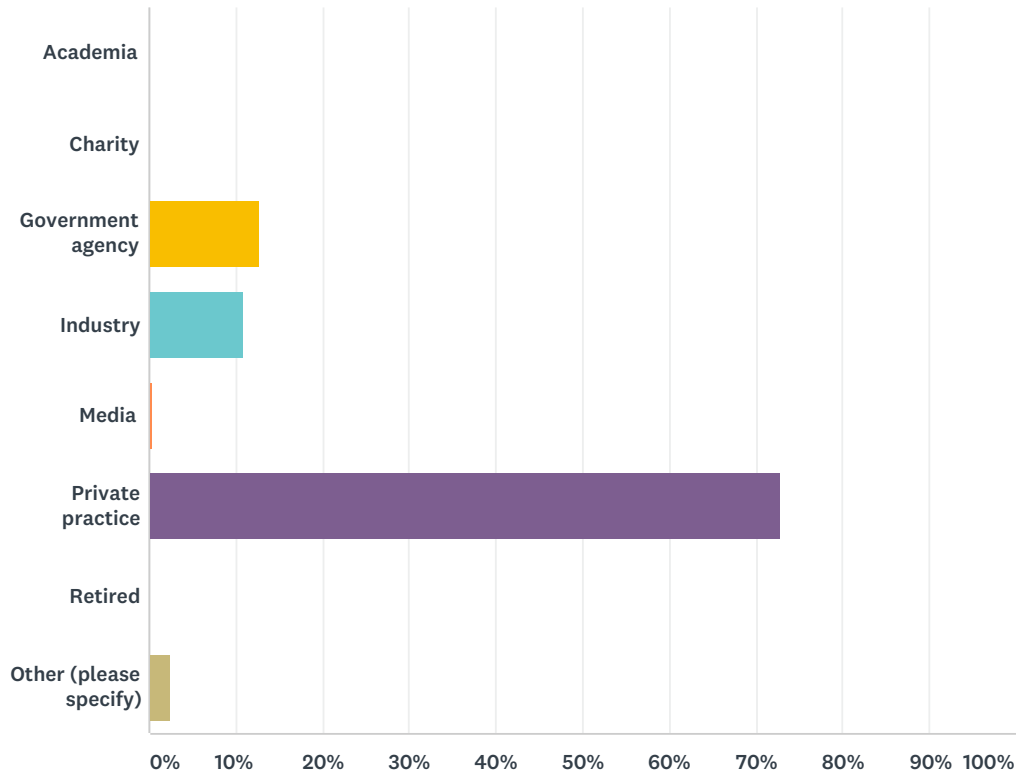


## Q1 Which sector do you work in?

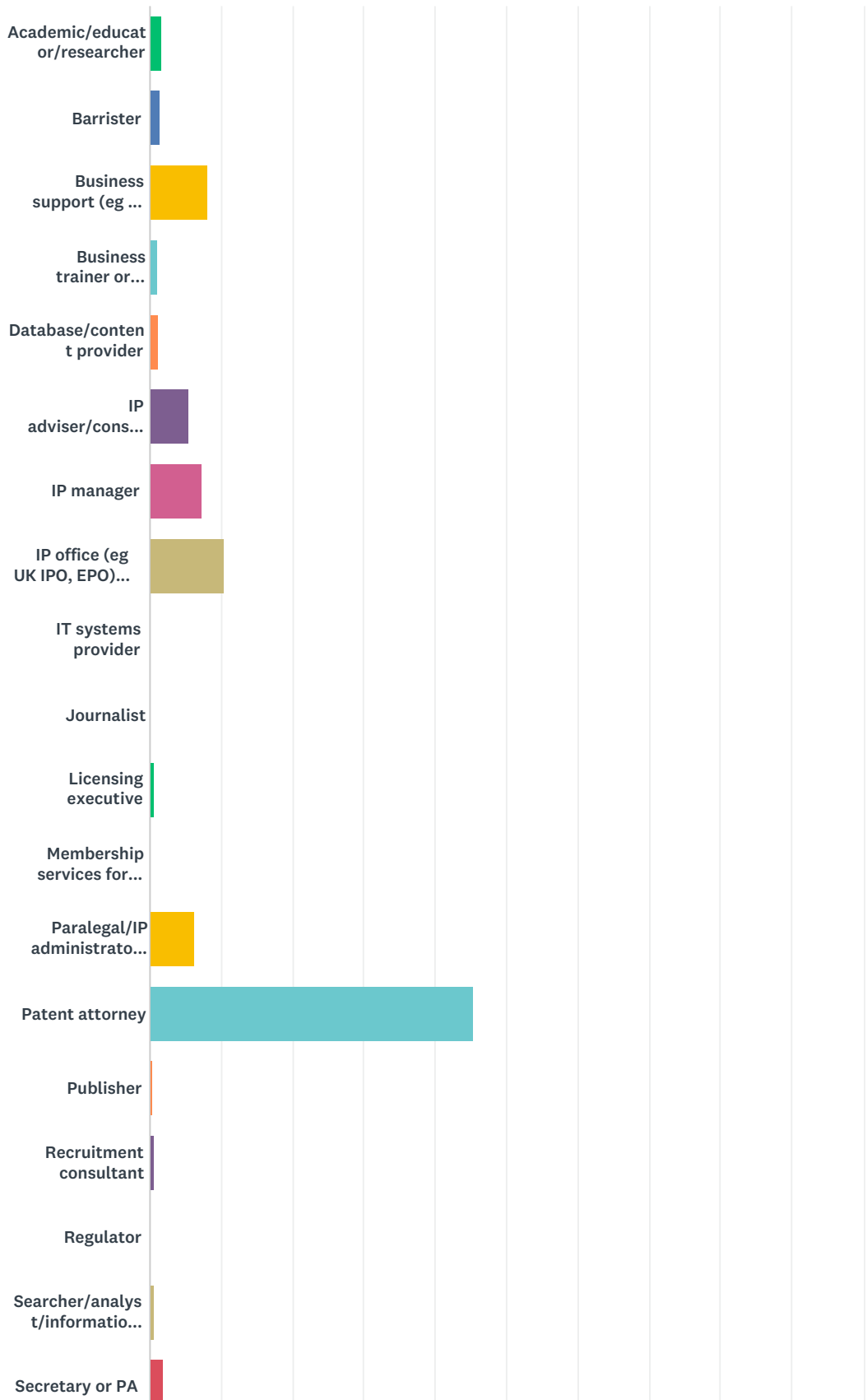
Answered: 502 Skipped: 1

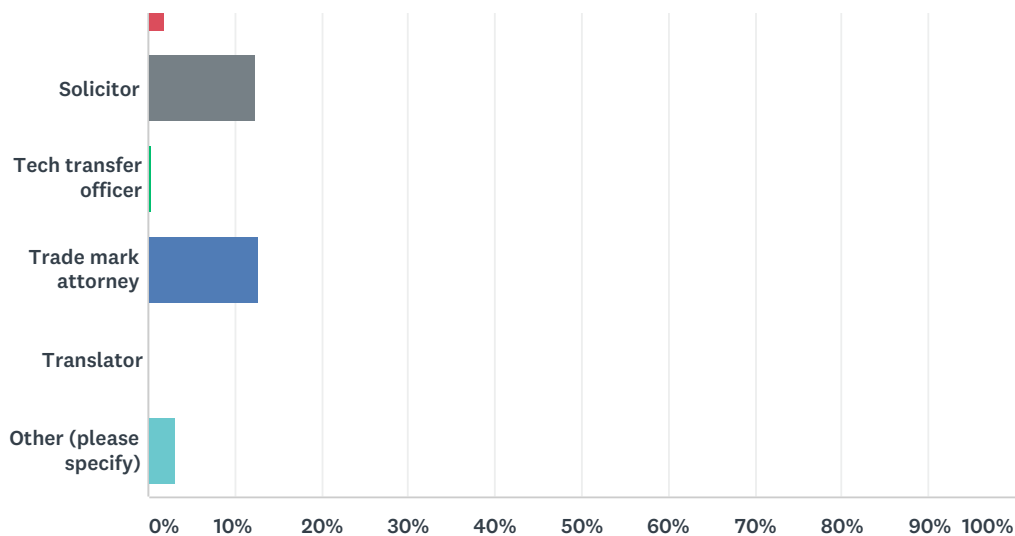


ANSWER CHOICES	RESPONSES	
Academia	0.20%	1
Charity	0.20%	1
Government agency	12.75%	64
Industry	10.96%	55
Media	0.40%	2
Private practice	72.71%	365
Retired	0.20%	1
Other (please specify)	2.59%	13
<b>TOTAL</b>		<b>502</b>

Q2 What job do you do in the IP field (tick as many as applicable)?

Answered: 502 Skipped: 1



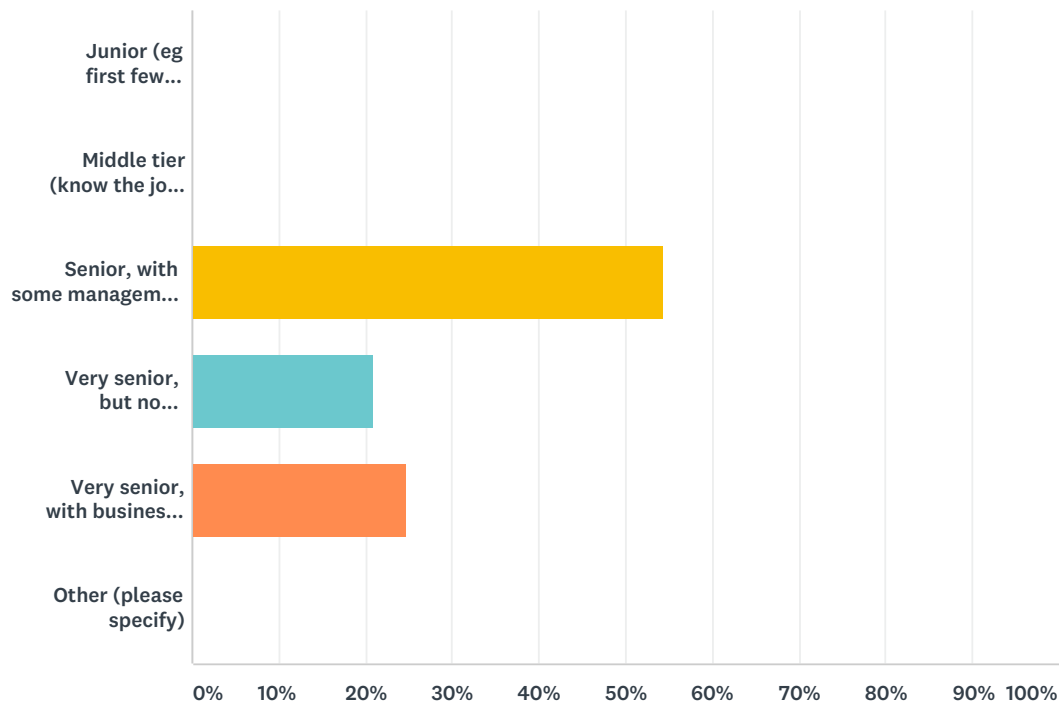


ANSWER CHOICES	RESPONSES	
Academic/educator/researcher	1.59%	8
Barrister	1.39%	7
Business support (eg HR, IT, marketing, office management &c)	8.17%	41
Business trainer or coach	1.00%	5
Database/content provider	1.20%	6
IP adviser/consultant	5.38%	27
IP manager	7.37%	37
IP office (eg UK IPO, EPO) employee	10.56%	53
IT systems provider	0.20%	1
Journalist	0.20%	1
Licensing executive	0.60%	3
Membership services for IP professionals	0.20%	1
Paralegal/IP administrator/formalities clerk	6.37%	32
Patent attorney	45.42%	228
Publisher	0.40%	2
Recruitment consultant	0.60%	3
Regulator	0.00%	0
Searcher/analyst/information scientist	0.60%	3
Secretary or PA	1.79%	9
Solicitor	12.35%	62
Tech transfer officer	0.40%	2
Trade mark attorney	12.75%	64
Translator	0.20%	1

Other (please specify)	3.19%	16
Total Respondents: 502		

### Q3 Which of the following best describes your career level?

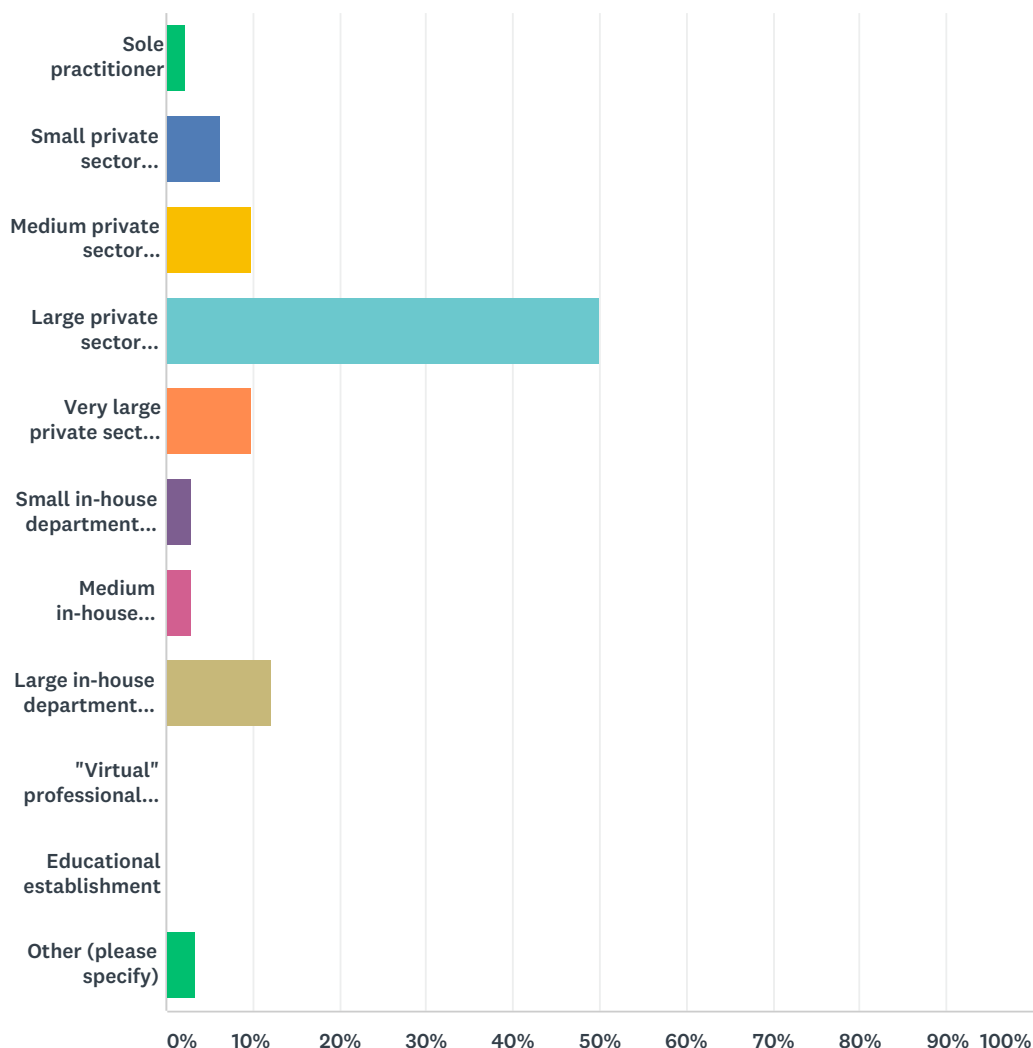
Answered: 503 Skipped: 0



ANSWER CHOICES	RESPONSES	
Junior (eg first few years, still training)	0.00%	0
Middle tier (know the job, but not yet "senior")	0.00%	0
Senior, with some management responsibilities	54.47%	274
Very senior, but no ownership of the business	20.87%	105
Very senior, with business ownership	24.65%	124
Other (please specify)	0.00%	0
TOTAL		503

## Q4 What type of organisation do you work in? (Note that "in-house" here also covers government agencies and charities.)

Answered: 502 Skipped: 1

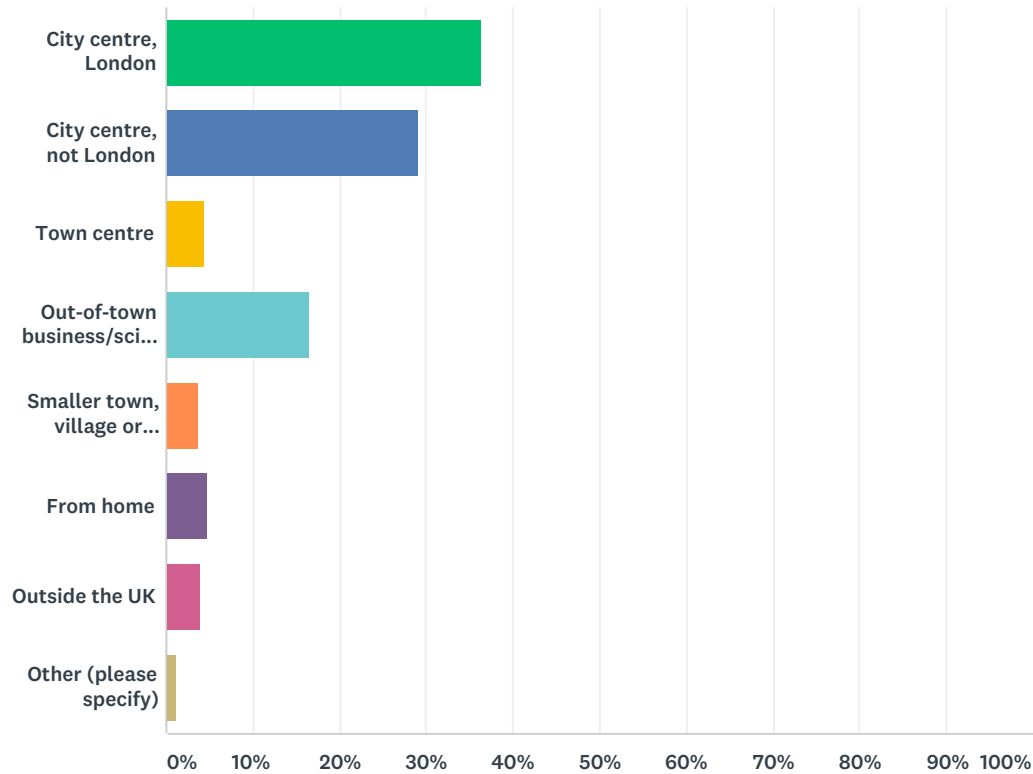


ANSWER CHOICES	RESPONSES	
Sole practitioner	2.39%	12
Small private sector organisation (1-20 staff including partners/directors)	6.37%	32
Medium private sector organisation (21-80 staff including partners/directors)	9.76%	49
Large private sector organisation (more than 80 staff including partners/directors)	50.00%	251
Very large private sector organisation (more than 500 staff including partners/directors)	9.76%	49
Small in-house department (1-10 staff)	2.99%	15
Medium in-house department (11-50 staff)	2.99%	15
Large in-house department (more than 50 staff)	12.15%	61
"Virtual" professional network	0.00%	0

Educational establishment	0.20%	1
Other (please specify)	3.39%	17
TOTAL		502

## Q5 Where do you work, mostly?

Answered: 503 Skipped: 0

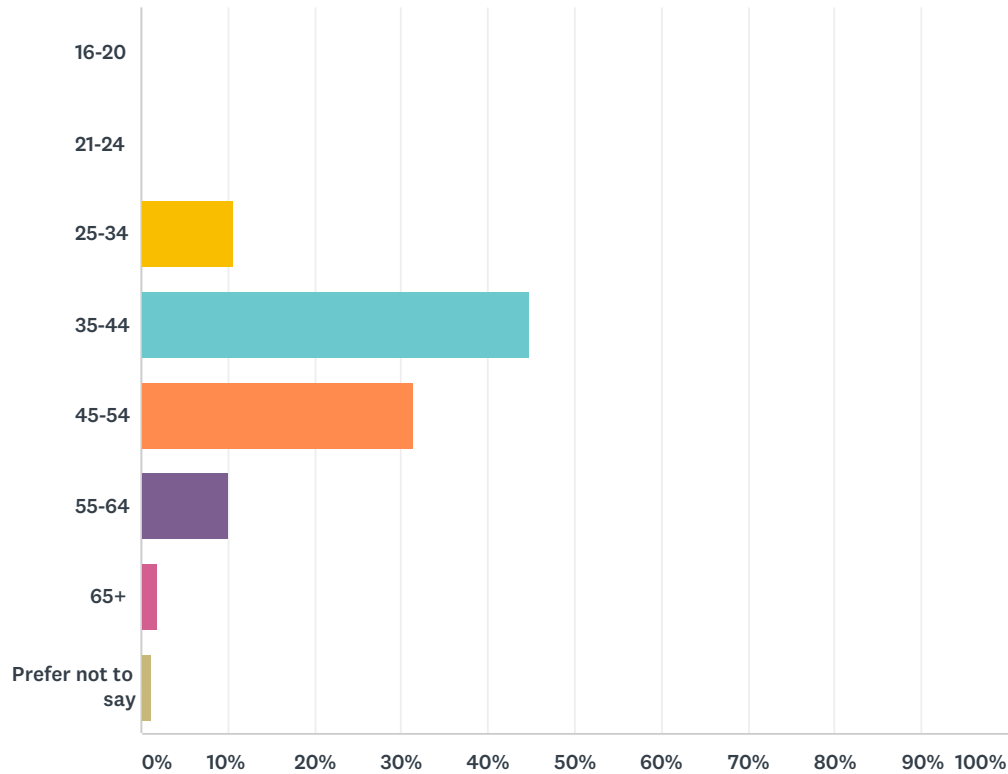


ANSWER CHOICES	RESPONSES	
City centre, London	36.38%	183
City centre, not London	29.03%	146
Town centre	4.37%	22
Out-of-town business/science park	16.50%	83
Smaller town, village or rural location	3.78%	19
From home	4.77%	24
Outside the UK	3.98%	20
Other (please specify)	1.19%	6
<b>TOTAL</b>		<b>503</b>



## Q6 What age are you?

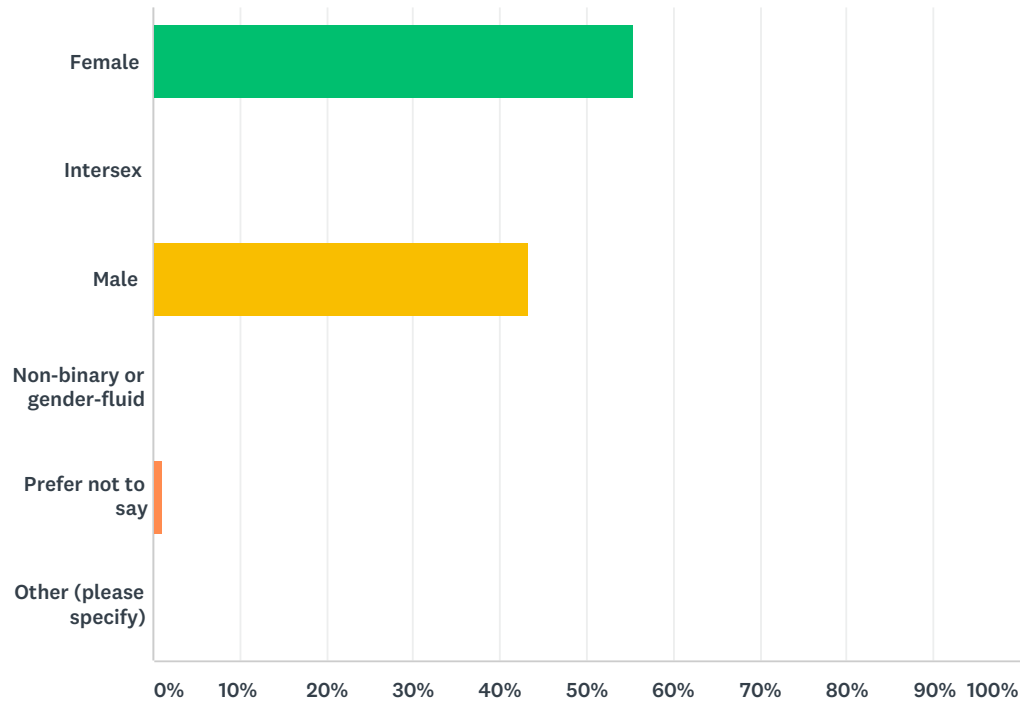
Answered: 503 Skipped: 0



ANSWER CHOICES	RESPONSES	
16-20	0.00%	0
21-24	0.00%	0
25-34	10.74%	54
35-44	44.73%	225
45-54	31.41%	158
55-64	10.14%	51
65+	1.79%	9
Prefer not to say	1.19%	6
TOTAL		503

## Q7 How do you describe your gender identity?

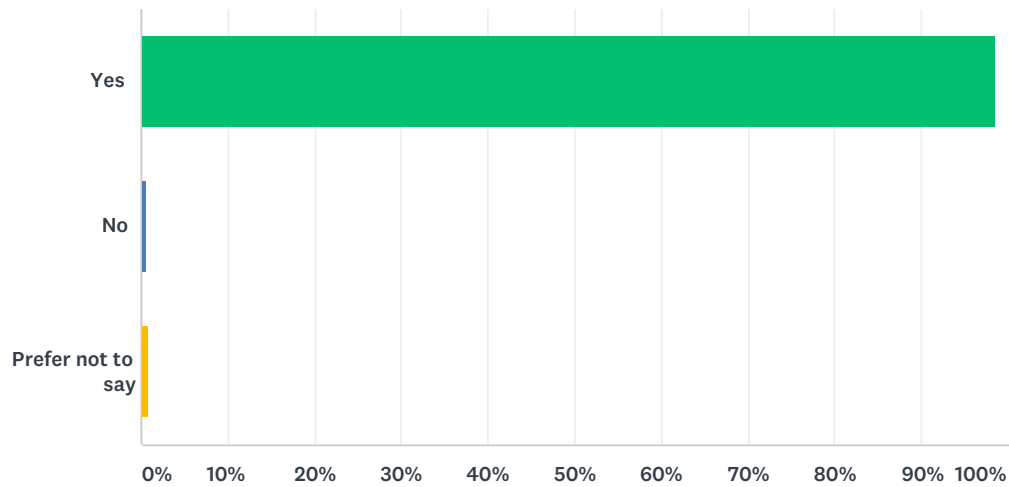
Answered: 498 Skipped: 5



ANSWER CHOICES	RESPONSES	
Female	55.42%	276
Intersex	0.00%	0
Male	43.37%	216
Non-binary or gender-fluid	0.00%	0
Prefer not to say	1.00%	5
Other (please specify)	0.20%	1
TOTAL		498

Q8 Is your gender identity the same as the sex you were assigned at birth?

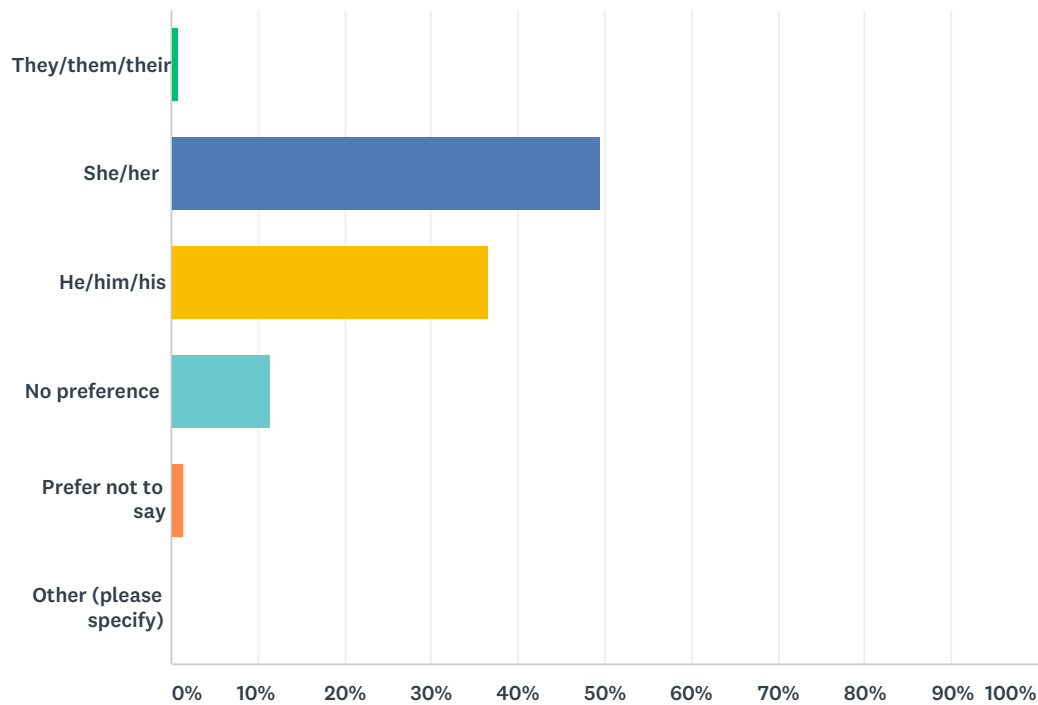
Answered: 499 Skipped: 4



ANSWER CHOICES		RESPONSES	
Yes		98.60%	492
No		0.60%	3
Prefer not to say		0.80%	4
TOTAL			499

## Q9 What pronouns do you prefer people to use for you?

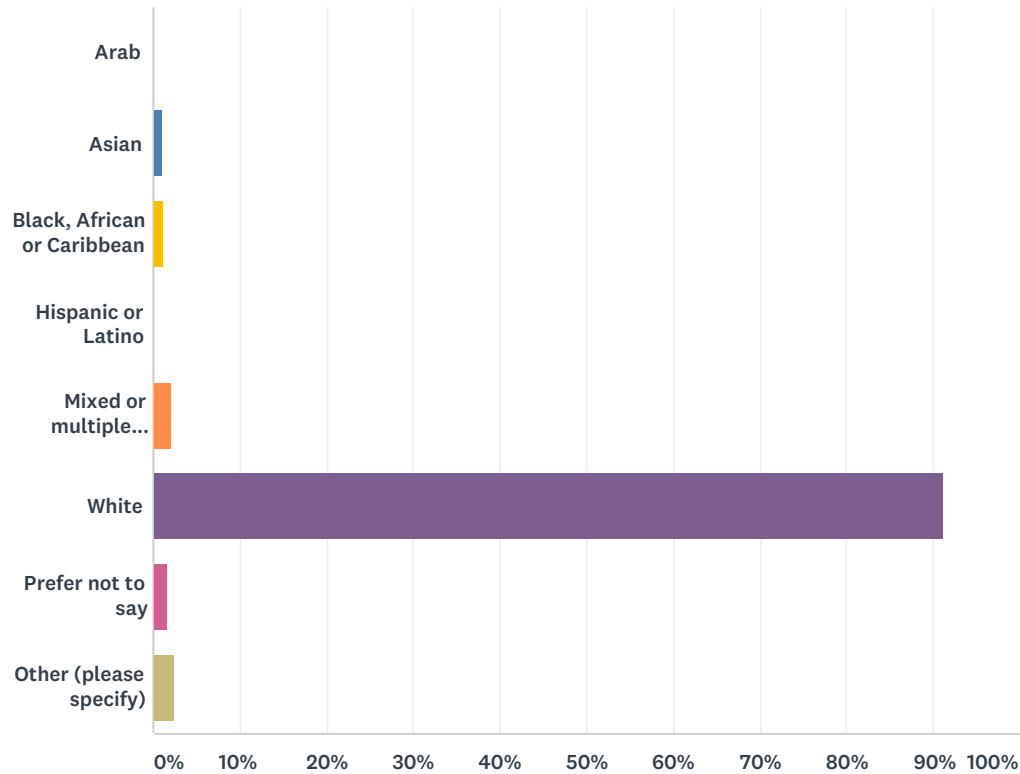
Answered: 499 Skipped: 4



ANSWER CHOICES	RESPONSES	
They/them/their	0.80%	4
She/her	49.50%	247
He/him/his	36.67%	183
No preference	11.42%	57
Prefer not to say	1.40%	7
Other (please specify)	0.20%	1
TOTAL		499

## Q10 Which of the following best describes your ethnicity?

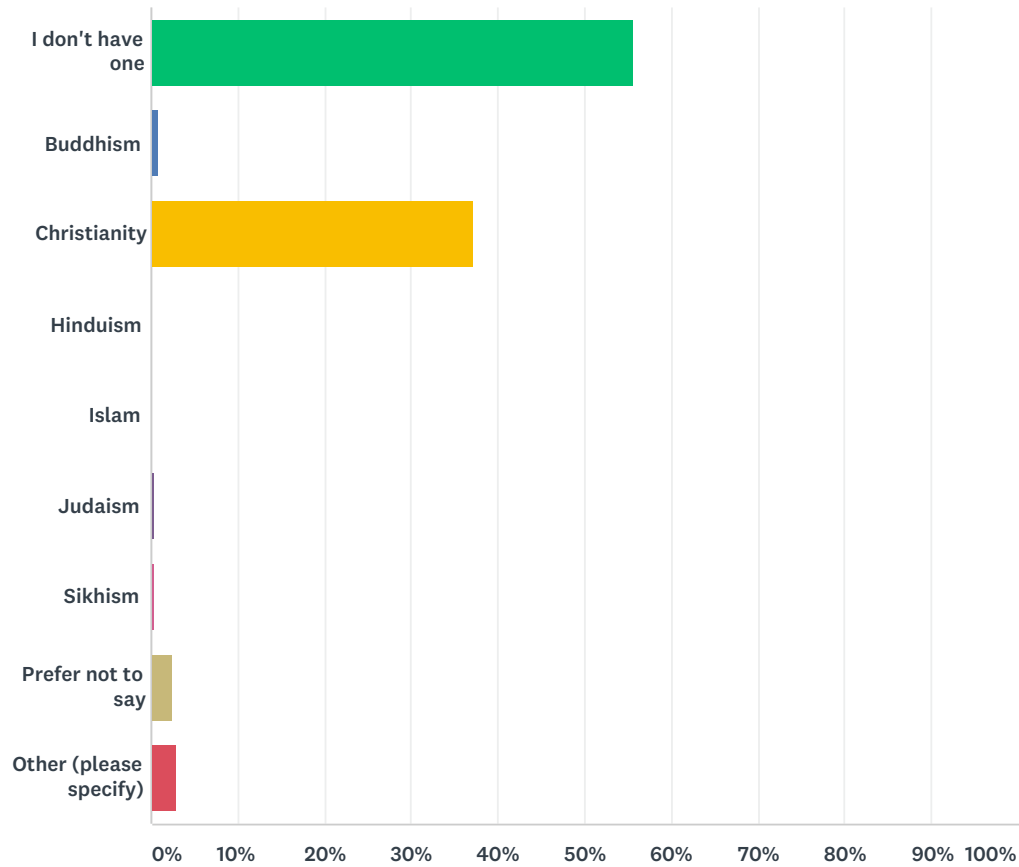
Answered: 498 Skipped: 5



ANSWER CHOICES	RESPONSES	
Arab	0.20%	1
Asian	1.00%	5
Black, African or Caribbean	1.20%	6
Hispanic or Latino	0.20%	1
Mixed or multiple ethnicity	2.01%	10
White	91.16%	454
Prefer not to say	1.61%	8
Other (please specify)	2.61%	13
TOTAL		498

## Q11 What is your religion or faith?

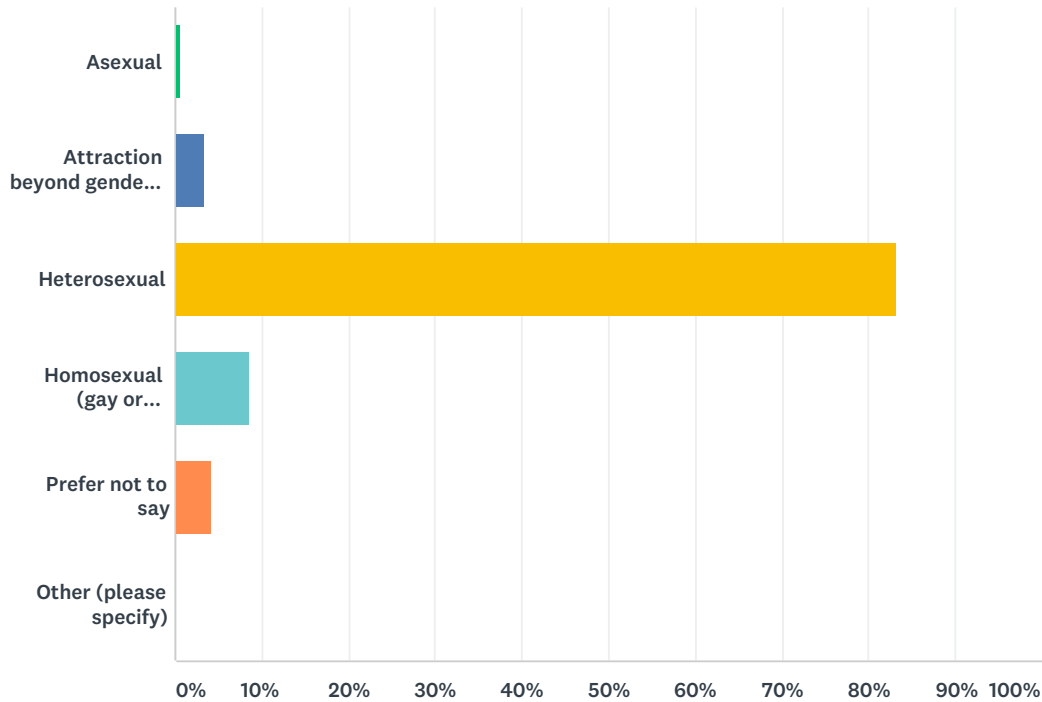
Answered: 498 Skipped: 5



ANSWER CHOICES	RESPONSES	
I don't have one	55.62%	277
Buddhism	0.80%	4
Christianity	37.15%	185
Hinduism	0.20%	1
Islam	0.00%	0
Judaism	0.40%	2
Sikhism	0.40%	2
Prefer not to say	2.41%	12
Other (please specify)	3.01%	15
<b>TOTAL</b>		<b>498</b>

## Q12 What is your sexual orientation?

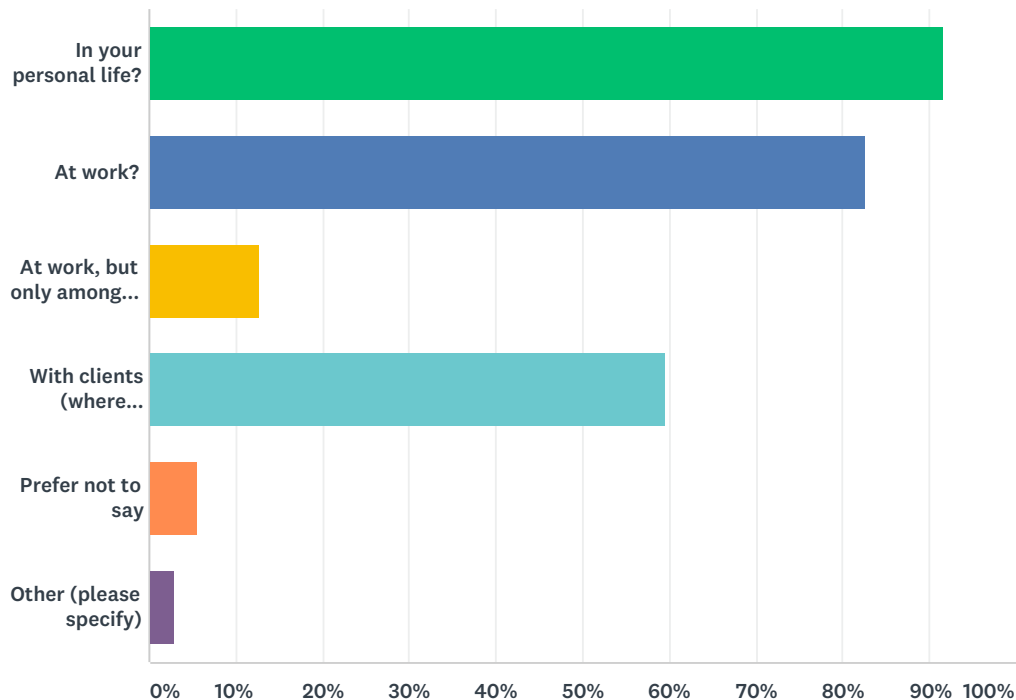
Answered: 494 Skipped: 9



ANSWER CHOICES	RESPONSES	
Asexual	0.61%	3
Attraction beyond gender (eg bisexual, pansexual)	3.44%	17
Heterosexual	83.20%	411
Homosexual (gay or lesbian)	8.50%	42
Prefer not to say	4.25%	21
Other (please specify)	0.00%	0
TOTAL		494

## Q13 Are you open about your sexual orientation (tick as many as applicable):

Answered: 485 Skipped: 18

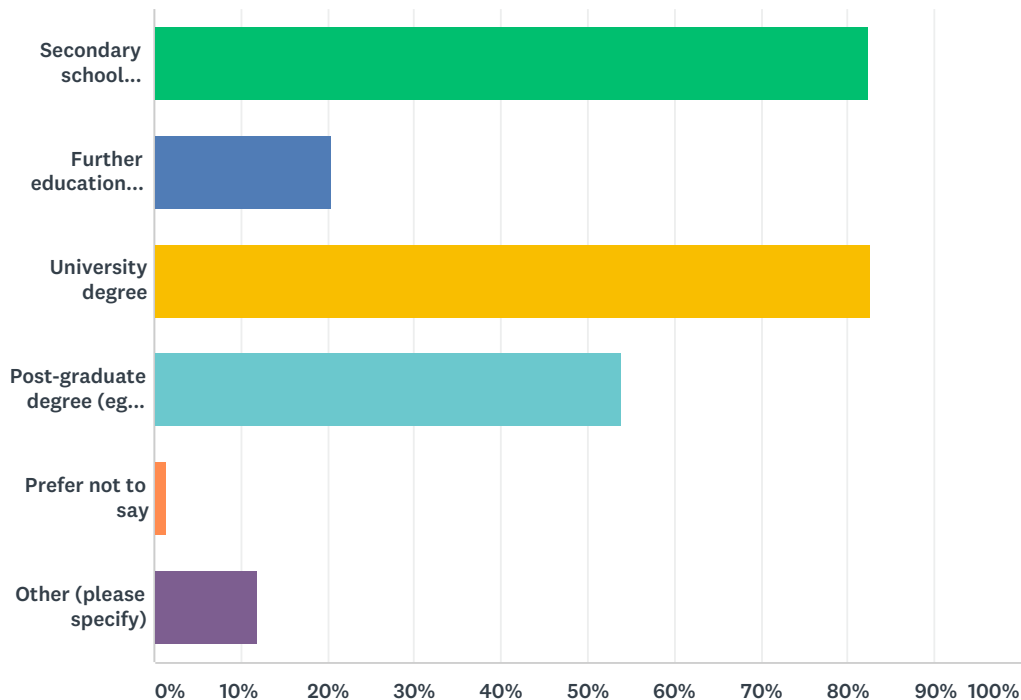


ANSWER CHOICES	RESPONSES	
In your personal life?	91.55%	444
At work?	82.68%	401
At work, but only among certain colleagues?	12.78%	62
With clients (where appropriate)?	59.59%	289
Prefer not to say	5.57%	27
Other (please specify)	2.89%	14
Total Respondents: 485		



## Q14 Which of these qualifications do you have (tick as many as applicable)?

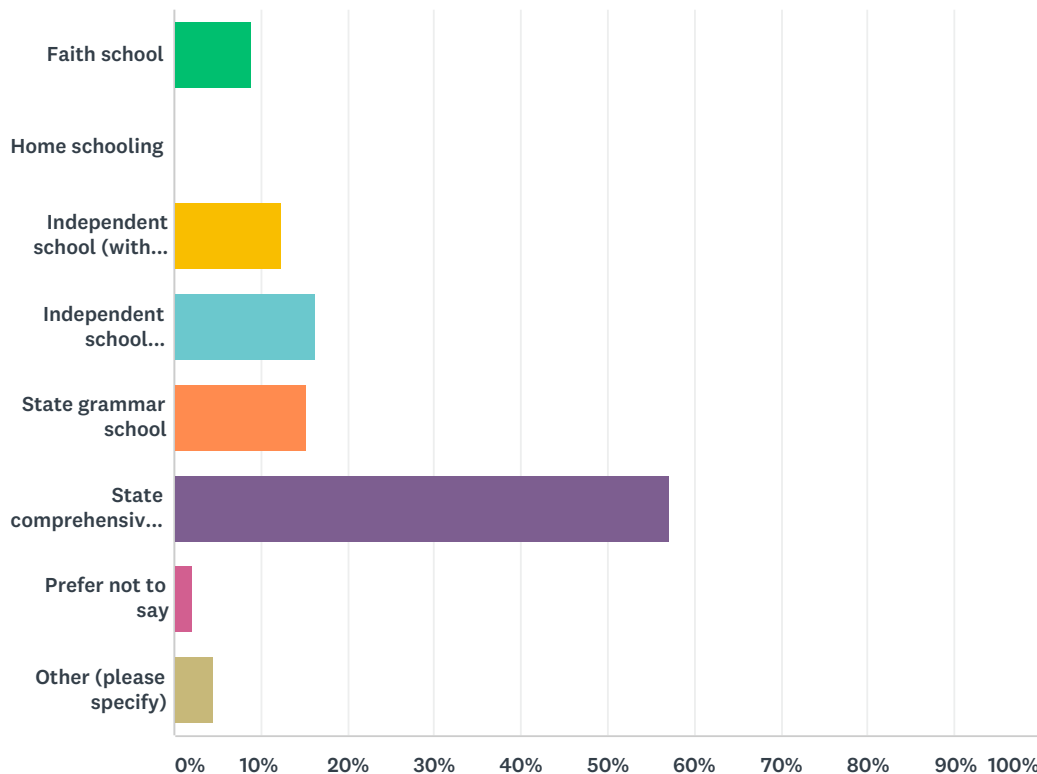
Answered: 490 Skipped: 13



ANSWER CHOICES	RESPONSES	
Secondary school qualifications (eg GCSEs or A-levels)	82.45%	404
Further education qualifications (eg NVQs)	20.41%	100
University degree	82.65%	405
Post-graduate degree (eg Masters or Doctorate)	53.88%	264
Prefer not to say	1.43%	7
Other (please specify)	11.84%	58
Total Respondents: 490		

**Q15 What type(s) of school did you attend (tick as many as applicable)?**  
 (If you were schooled outside the UK, please pick the nearest possible option, or tell us more in the "other" box.)

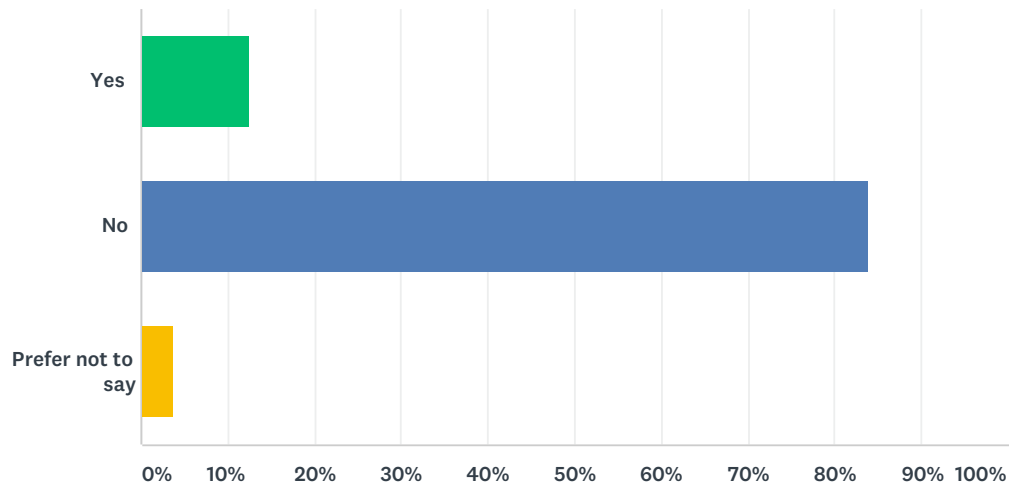
Answered: 489 Skipped: 14



ANSWER CHOICES	RESPONSES	
Faith school	9.00%	44
Home schooling	0.00%	0
Independent school (with bursary)	12.27%	60
Independent school (self-funded)	16.36%	80
State grammar school	15.34%	75
State comprehensive school (including non-selective academy)	57.06%	279
Prefer not to say	2.04%	10
Other (please specify)	4.70%	23
Total Respondents: 489		

Q16 Did you qualify for free school meals for any period during your schooling?

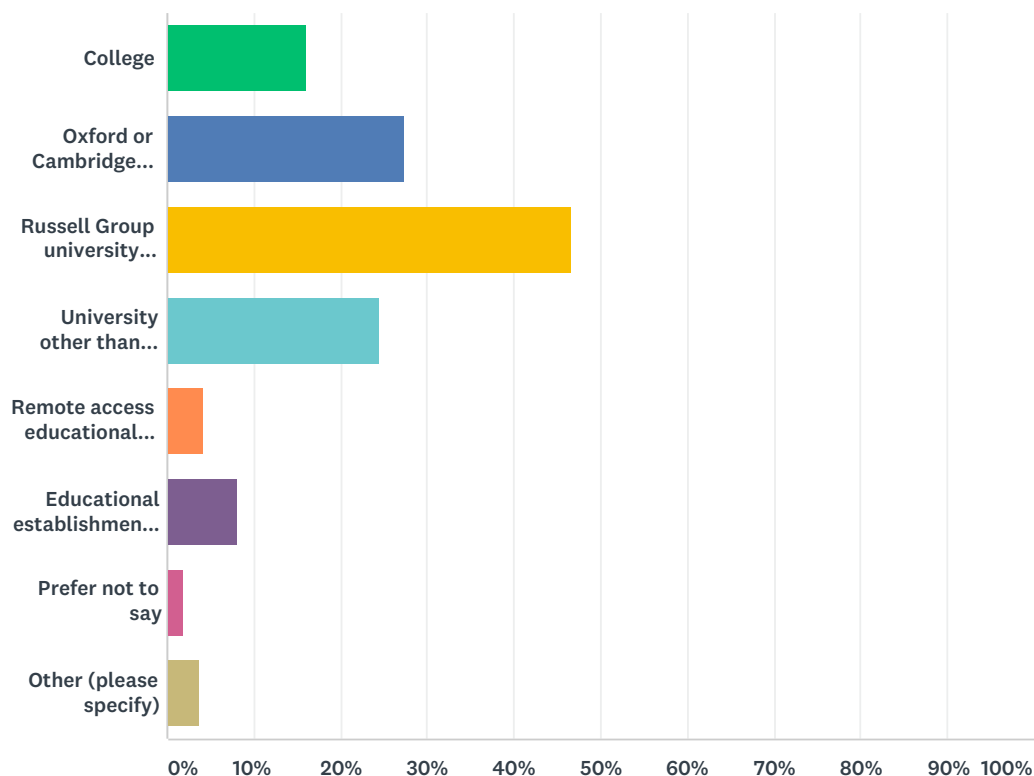
Answered: 488 Skipped: 15



ANSWER CHOICES	RESPONSES	
Yes	12.50%	61
No	83.81%	409
Prefer not to say	3.69%	18
TOTAL		488

## Q17 What type(s) of higher or further education establishment did you study at (tick as many as applicable)?

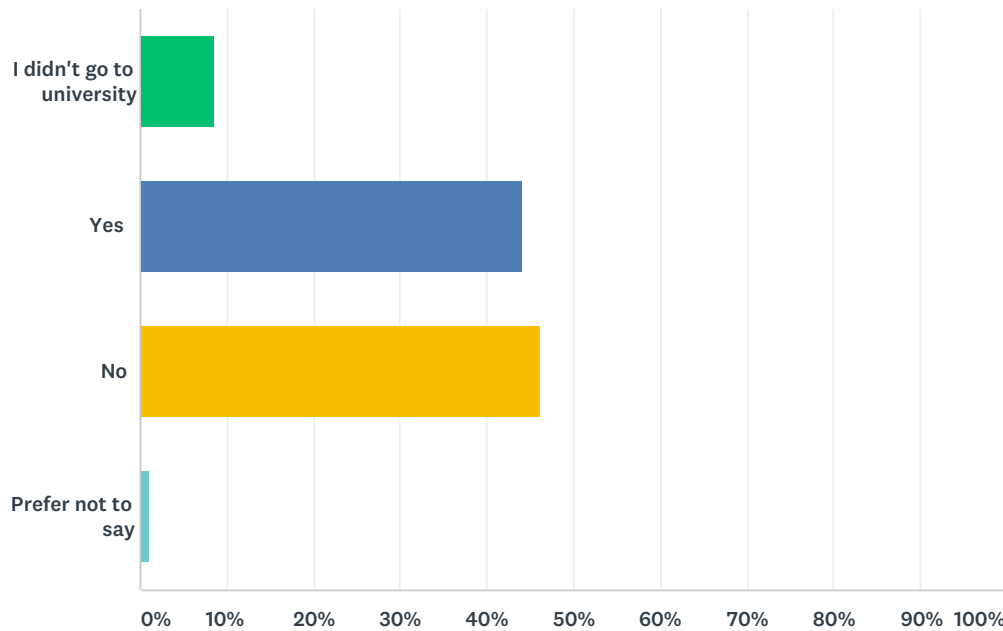
Answered: 487 Skipped: 16



ANSWER CHOICES	RESPONSES	
College	16.02%	78
Oxford or Cambridge University	27.31%	133
Russell Group university other than Oxford or Cambridge (see the list here)	46.61%	227
University other than Russell Group	24.44%	119
Remote access educational establishment (eg Open University)	4.11%	20
Educational establishment outside the UK	8.21%	40
Prefer not to say	1.85%	9
Other (please specify)	3.70%	18
Total Respondents: 487		

## Q18 If you went to university, were you part of the first generation of your family to do so?

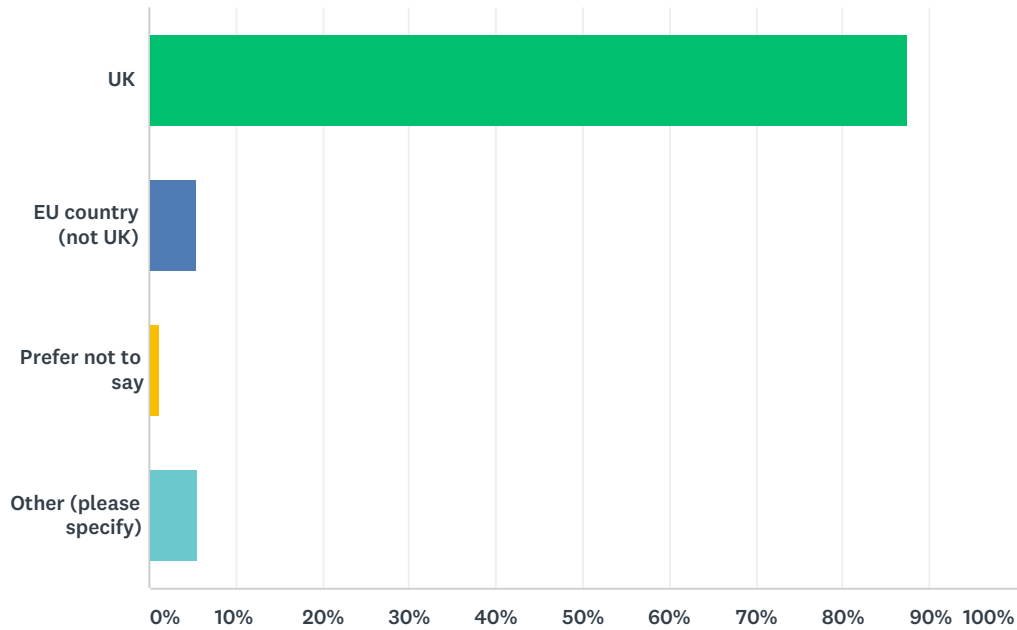
Answered: 489 Skipped: 14



ANSWER CHOICES	RESPONSES	
I didn't go to university	8.59%	42
Yes	44.17%	216
No	46.22%	226
Prefer not to say	1.02%	5
TOTAL		489

Q19 Which country were you born in?

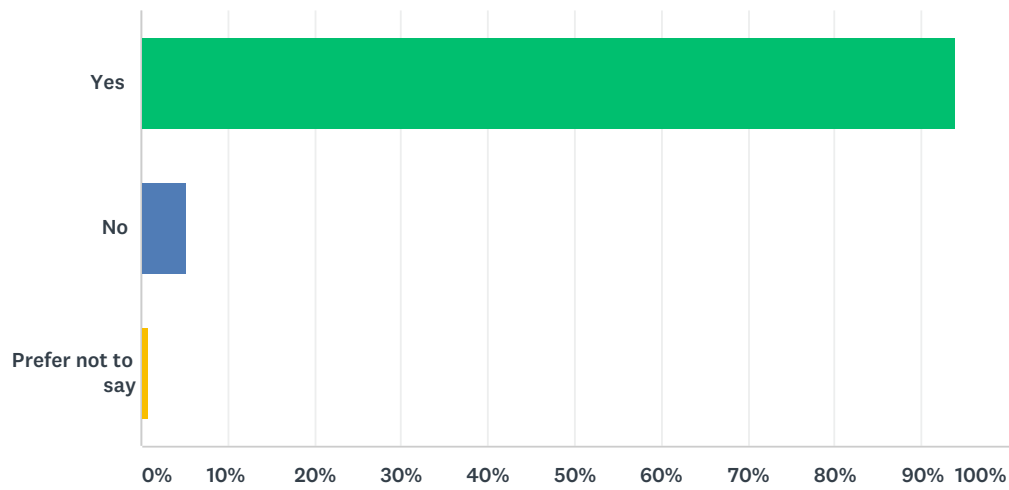
Answered: 490    Skipped: 13



ANSWER CHOICES		RESPONSES	
UK		87.55%	429
EU country (not UK)		5.51%	27
Prefer not to say		1.22%	6
Other (please specify)		5.71%	28
TOTAL			490

Q20 Do you have UK citizenship?

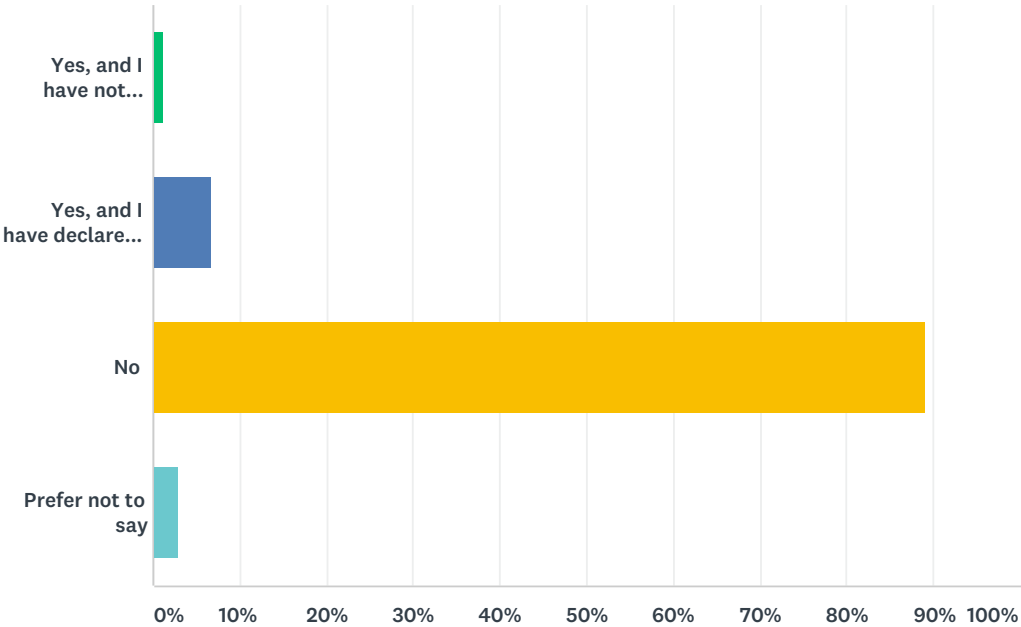
Answered: 489    Skipped: 14



ANSWER CHOICES	RESPONSES	
Yes	93.87%	459
No	5.32%	26
Prefer not to say	0.82%	4
TOTAL		489

Q21 Do you consider yourself to have a disability or health condition, or to be otherwise disabled?

Answered: 489 Skipped: 14

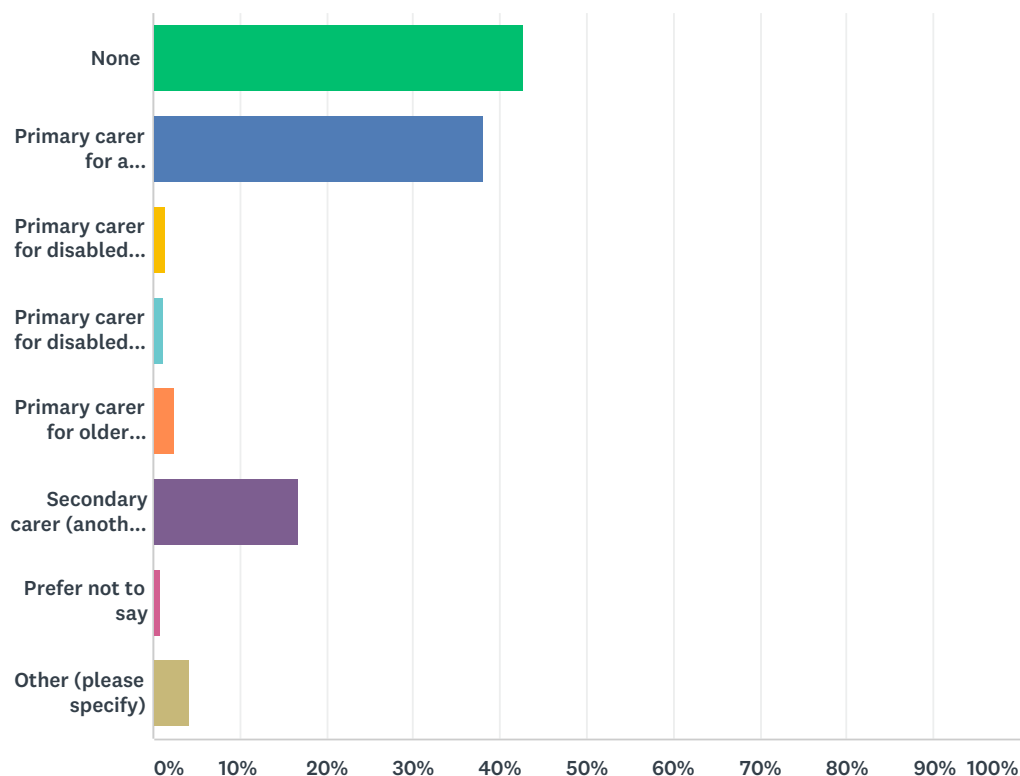


ANSWER CHOICES	RESPONSES	
Yes, and I have not declared this to my employer	1.23%	6
Yes, and I have declared this to my employer	6.75%	33
No	89.16%	436
Prefer not to say	2.86%	14
TOTAL		489



## Q22 Which if any of these caring responsibilities do you have (tick as many as applicable)?

Answered: 482 Skipped: 21



ANSWER CHOICES	RESPONSES	
None	42.74%	206
Primary carer for a child/children (under 18)	38.17%	184
Primary carer for disabled child/children	1.45%	7
Primary carer for disabled adult (18-65)	1.24%	6
Primary carer for older person (over 65)	2.49%	12
Secondary carer (another person carries out the main caring role)	16.80%	81
Prefer not to say	0.83%	4
Other (please specify)	4.15%	20
Total Respondents: 482		

**Q23** You can use this optional box to offer your comments on the survey questions. Please be constructive - we will try to take your feedback on board in developing future diversity surveys.

Answered: 47   Skipped: 456