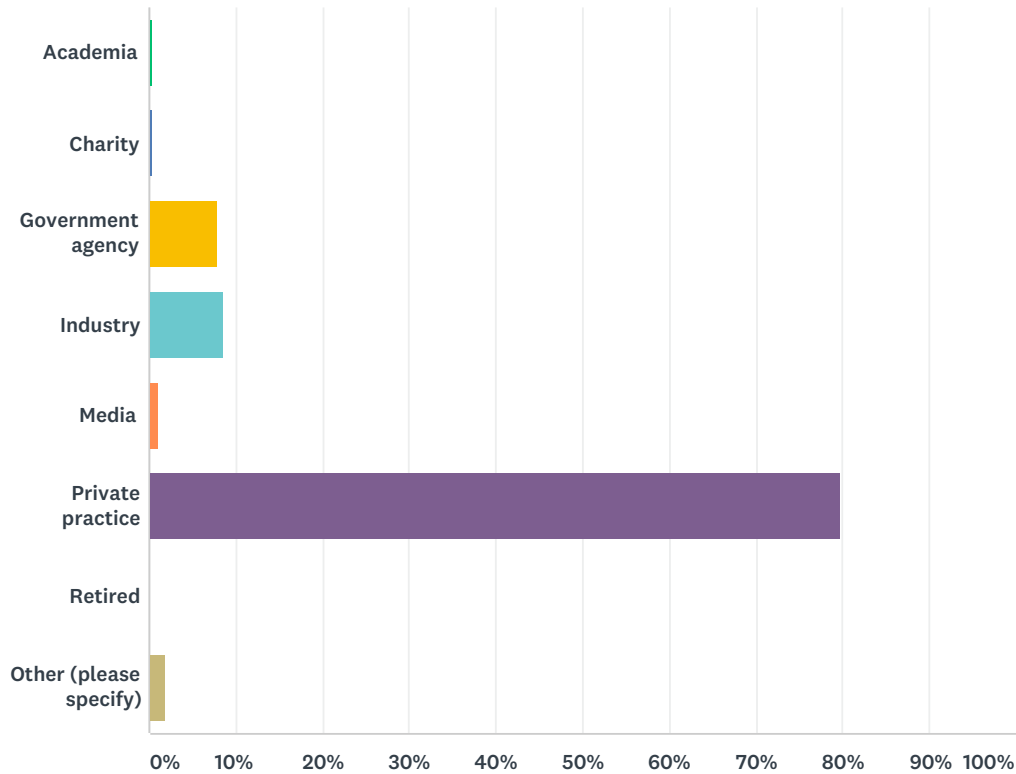


## Q1 Which sector do you work in?

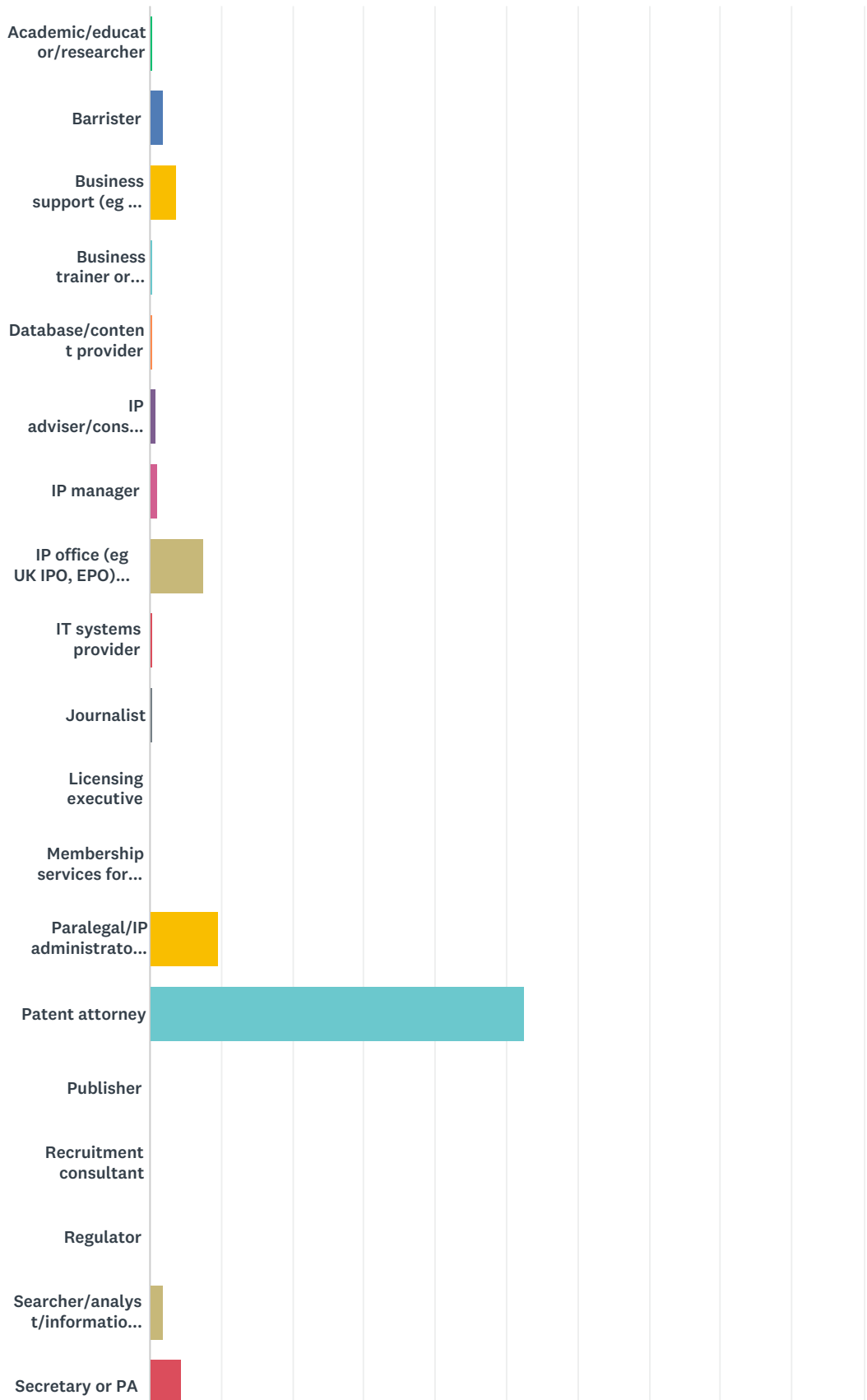
Answered: 265 Skipped: 3

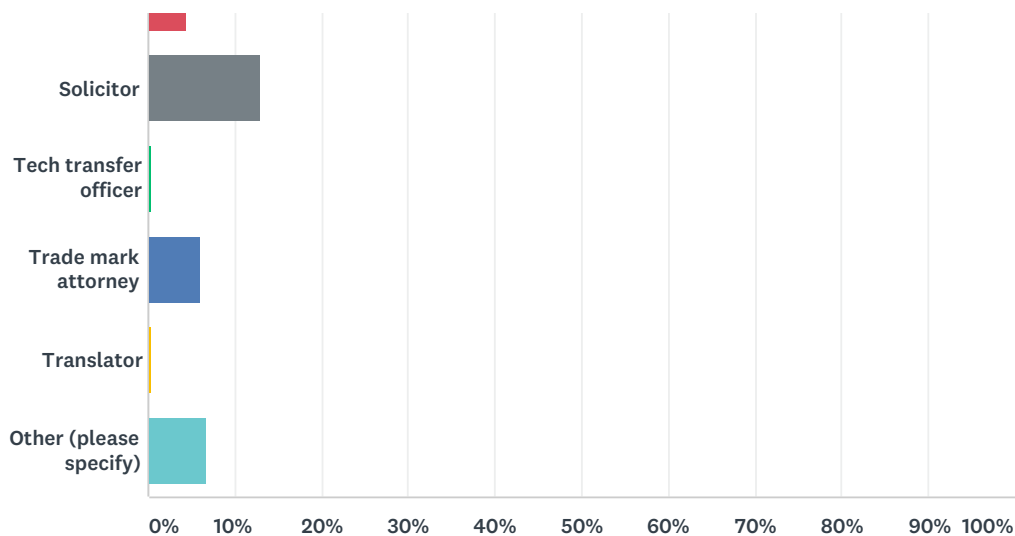


ANSWER CHOICES	RESPONSES	
Academia	0.38%	1
Charity	0.38%	1
Government agency	7.92%	21
Industry	8.68%	23
Media	1.13%	3
Private practice	79.62%	211
Retired	0.00%	0
Other (please specify)	1.89%	5
TOTAL		265

Q2 What job do you do in the IP field (tick as many as applicable)?

Answered: 268    Skipped: 0



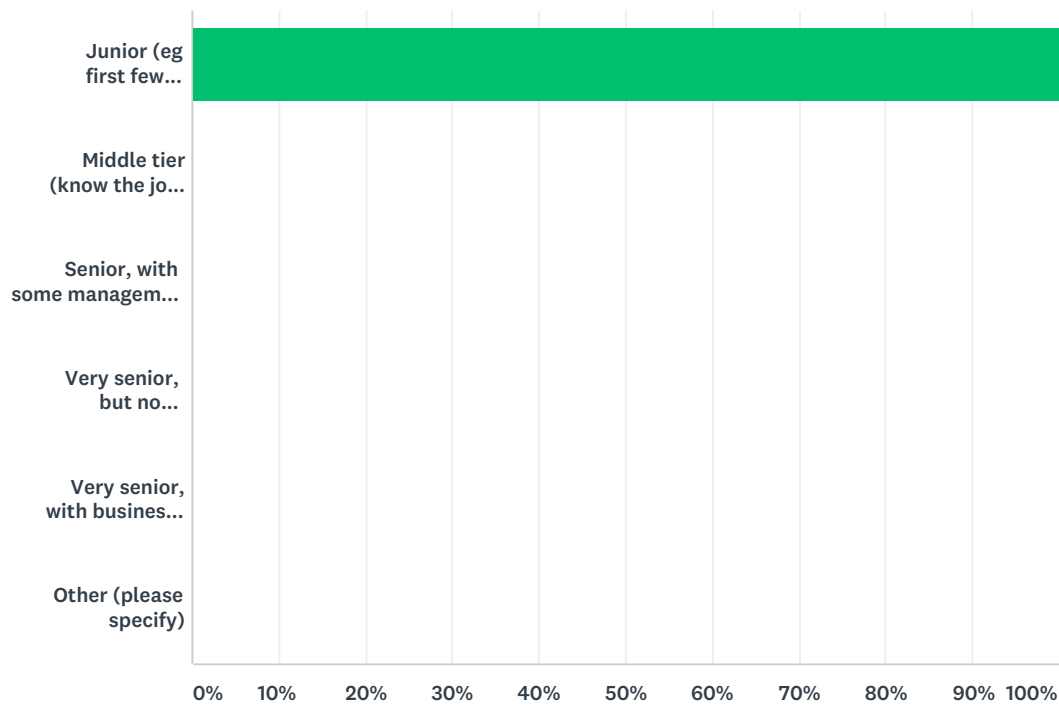


ANSWER CHOICES	RESPONSES	
Academic/educator/researcher	0.37%	1
Barrister	1.87%	5
Business support (eg HR, IT, marketing, office management &c)	3.73%	10
Business trainer or coach	0.37%	1
Database/content provider	0.37%	1
IP adviser/consultant	0.75%	2
IP manager	1.12%	3
IP office (eg UK IPO, EPO) employee	7.46%	20
IT systems provider	0.37%	1
Journalist	0.37%	1
Licensing executive	0.00%	0
Membership services for IP professionals	0.00%	0
Paralegal/IP administrator/formalities clerk	9.70%	26
Patent attorney	52.61%	141
Publisher	0.00%	0
Recruitment consultant	0.00%	0
Regulator	0.00%	0
Searcher/analyst/information scientist	1.87%	5
Secretary or PA	4.48%	12
Solicitor	13.06%	35
Tech transfer officer	0.37%	1
Trade mark attorney	5.97%	16
Translator	0.37%	1

Other (please specify)	6.72%	18
Total Respondents: 268		

### Q3 Which of the following best describes your career level?

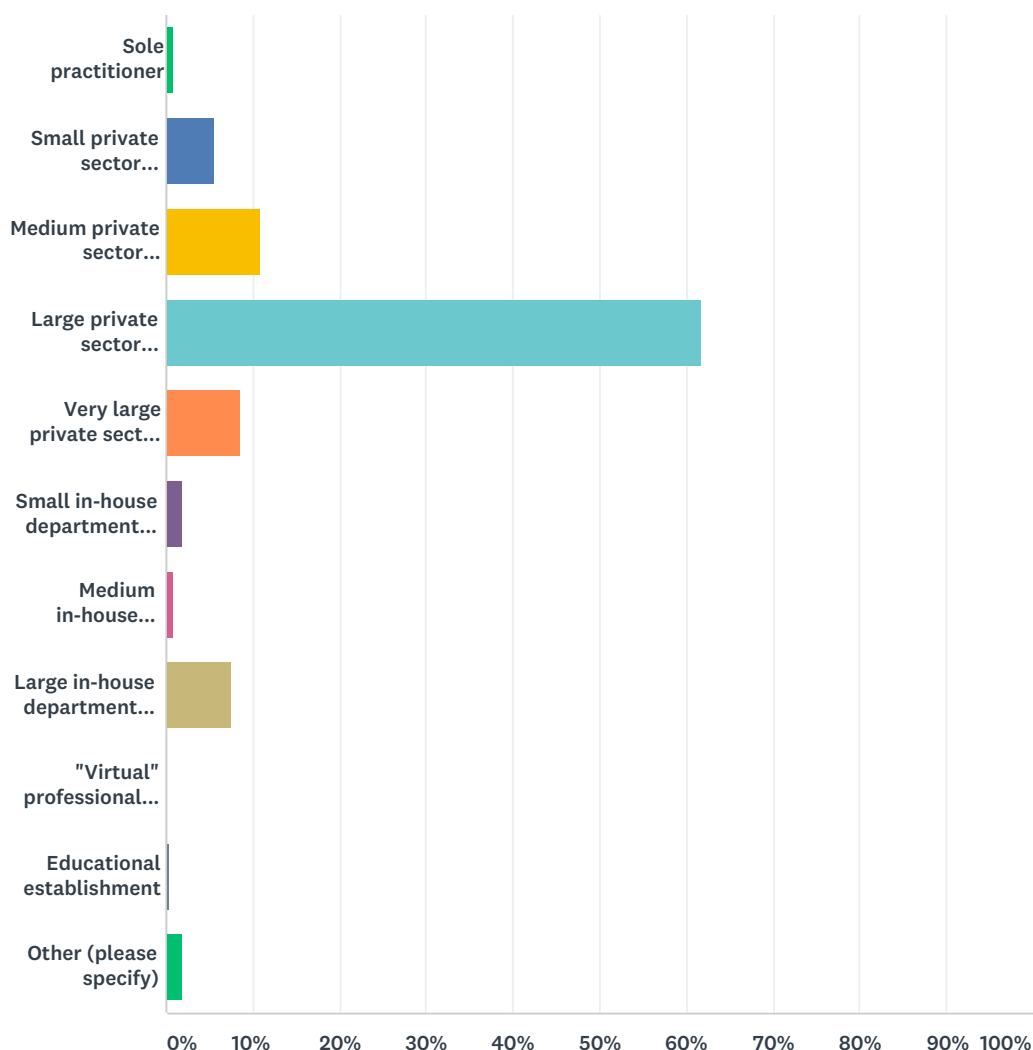
Answered: 268 Skipped: 0



ANSWER CHOICES	RESPONSES	
Junior (eg first few years, still training)	100.00%	268
Middle tier (know the job, but not yet "senior")	0.00%	0
Senior, with some management responsibilities	0.00%	0
Very senior, but no ownership of the business	0.00%	0
Very senior, with business ownership	0.00%	0
Other (please specify)	0.00%	0
TOTAL		268

## Q4 What type of organisation do you work in? (Note that "in-house" here also covers government agencies and charities.)

Answered: 267 Skipped: 1

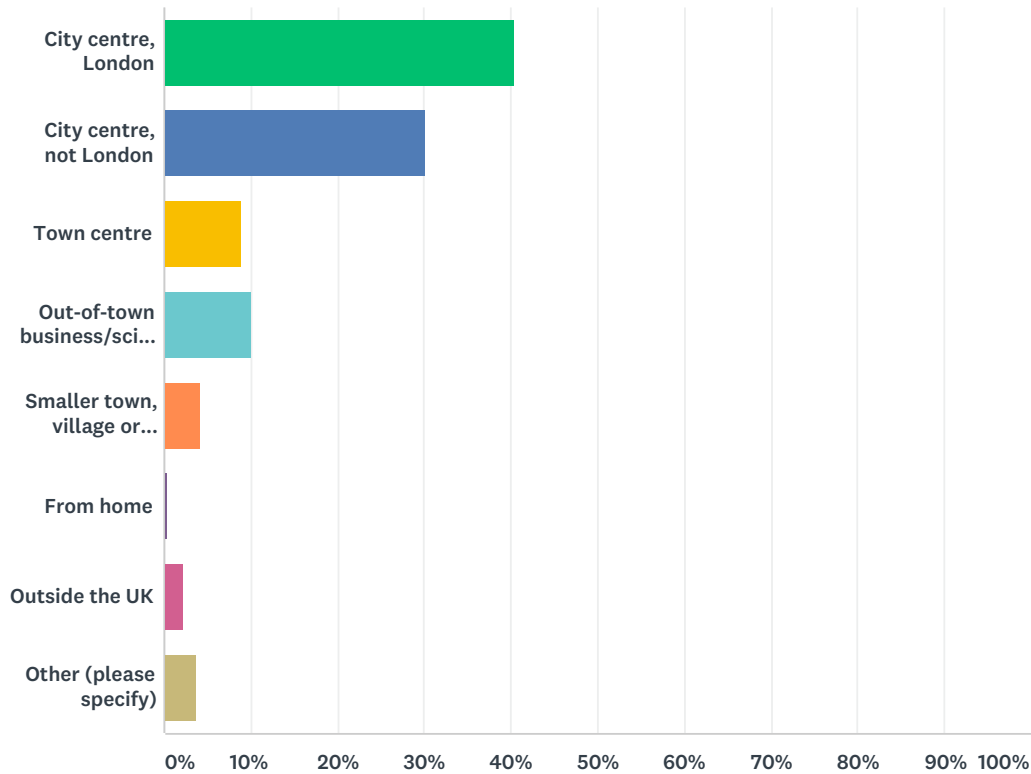


ANSWER CHOICES	RESPONSES	
Sole practitioner	0.75%	2
Small private sector organisation (1-20 staff including partners/directors)	5.62%	15
Medium private sector organisation (21-80 staff including partners/directors)	10.86%	29
Large private sector organisation (more than 80 staff including partners/directors)	61.80%	165
Very large private sector organisation (more than 500 staff including partners/directors)	8.61%	23
Small in-house department (1-10 staff)	1.87%	5
Medium in-house department (11-50 staff)	0.75%	2
Large in-house department (more than 50 staff)	7.49%	20
"Virtual" professional network	0.00%	0

Educational establishment	0.37%	1
Other (please specify)	1.87%	5
TOTAL		267

## Q5 Where do you work, mostly?

Answered: 268 Skipped: 0

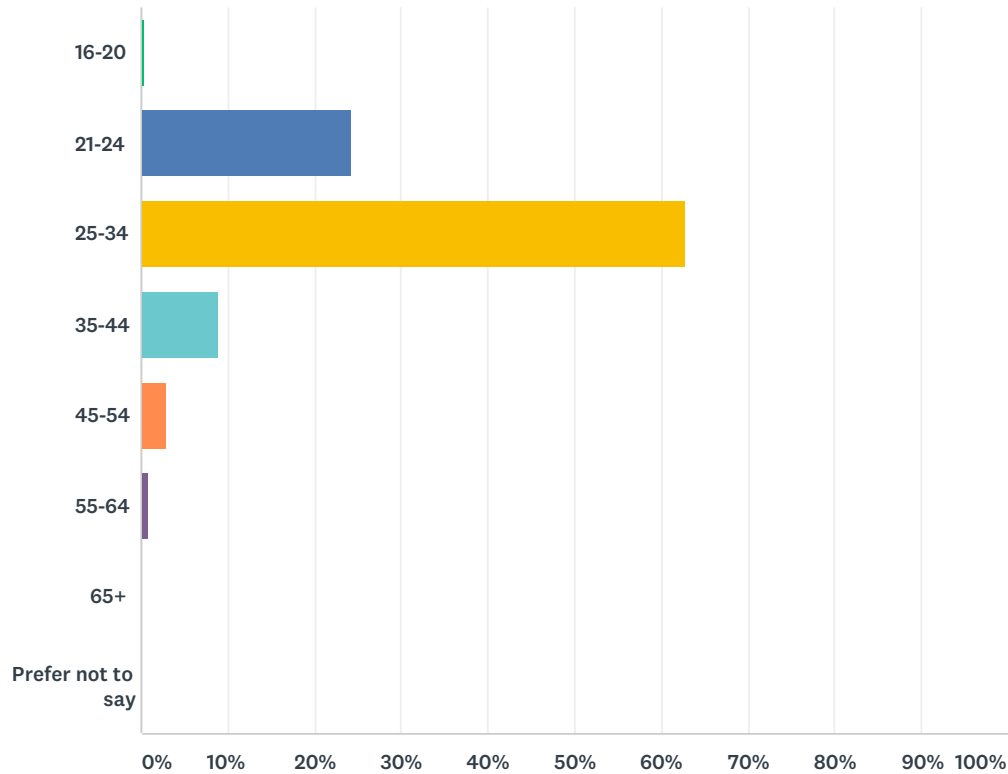


ANSWER CHOICES	RESPONSES	
City centre, London	40.30%	108
City centre, not London	30.22%	81
Town centre	8.96%	24
Out-of-town business/science park	10.07%	27
Smaller town, village or rural location	4.10%	11
From home	0.37%	1
Outside the UK	2.24%	6
Other (please specify)	3.73%	10
<b>TOTAL</b>		<b>268</b>



## Q6 What age are you?

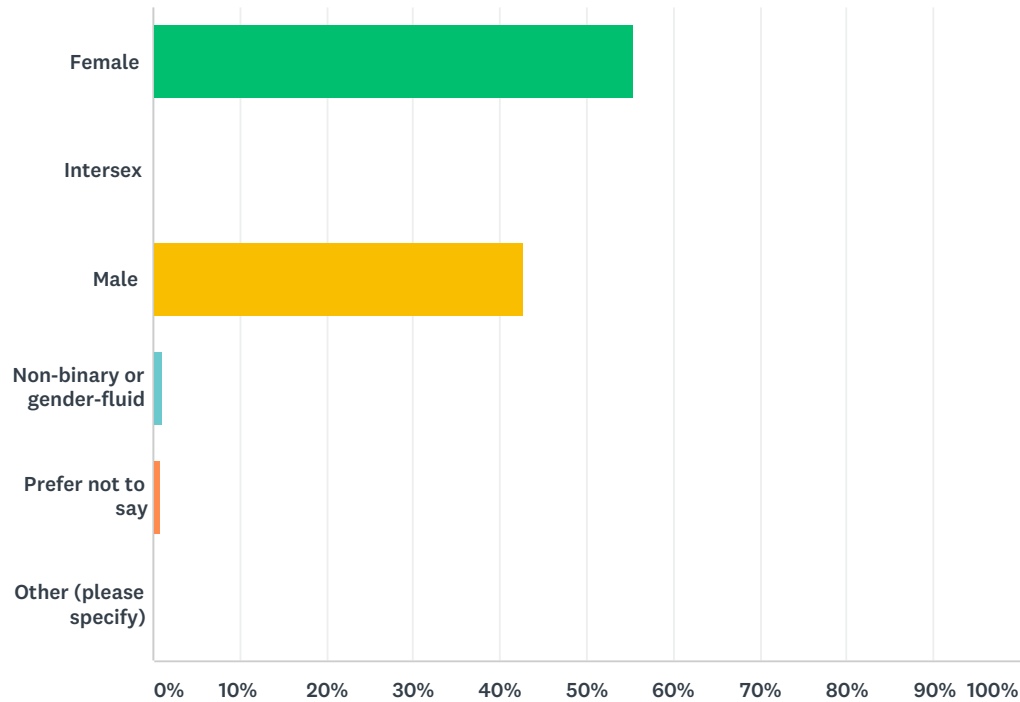
Answered: 268 Skipped: 0



ANSWER CHOICES	RESPONSES	
16-20	0.37%	1
21-24	24.25%	65
25-34	62.69%	168
35-44	8.96%	24
45-54	2.99%	8
55-64	0.75%	2
65+	0.00%	0
Prefer not to say	0.00%	0
TOTAL		268

## Q7 How do you describe your gender identity?

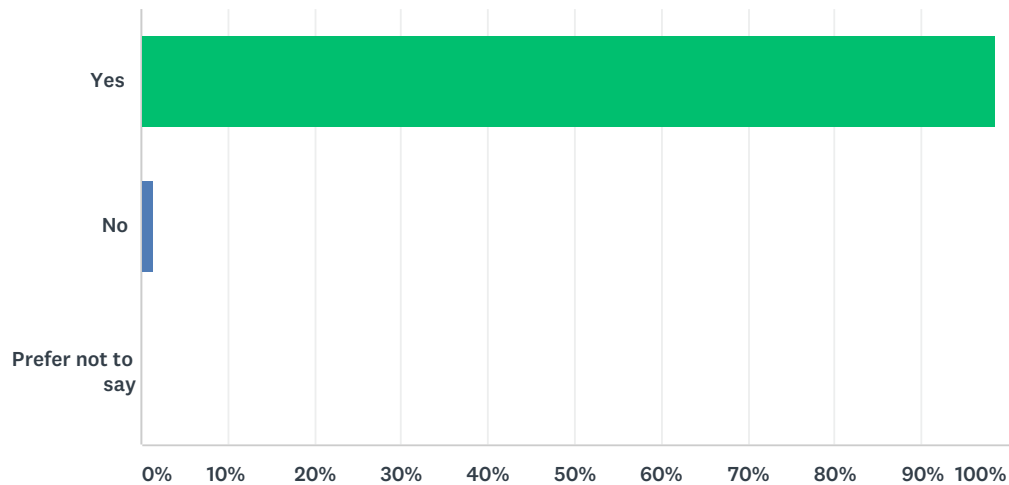
Answered: 267 Skipped: 1



ANSWER CHOICES	RESPONSES	
Female	55.43%	148
Intersex	0.00%	0
Male	42.70%	114
Non-binary or gender-fluid	1.12%	3
Prefer not to say	0.75%	2
Other (please specify)	0.00%	0
TOTAL		267

Q8 Is your gender identity the same as the sex you were assigned at birth?

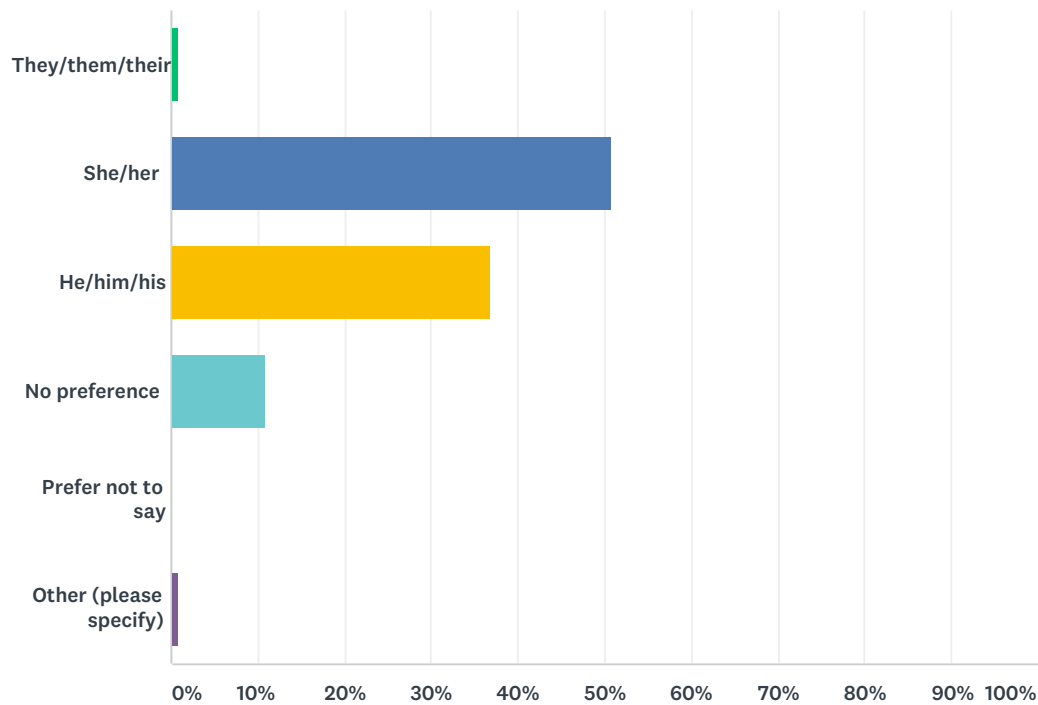
Answered: 267 Skipped: 1



ANSWER CHOICES		RESPONSES	
Yes		98.50%	263
No		1.50%	4
Prefer not to say		0.00%	0
TOTAL			267

## Q9 What pronouns do you prefer people to use for you?

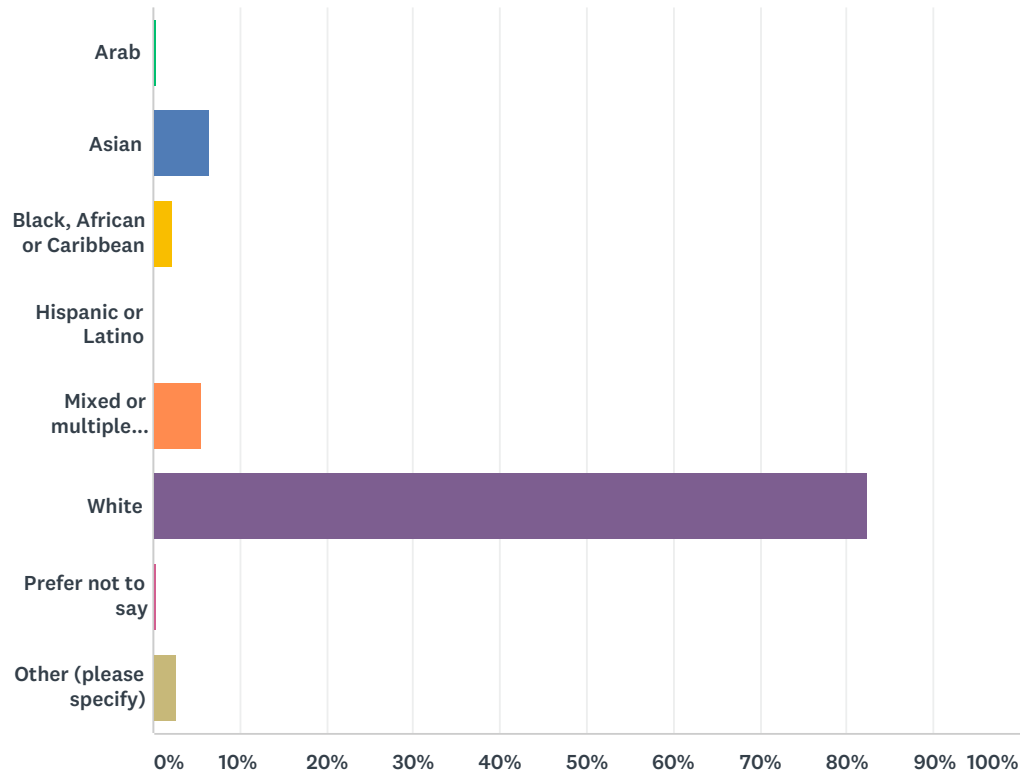
Answered: 266 Skipped: 2



ANSWER CHOICES	RESPONSES	
They/them/their	0.75%	2
She/her	50.75%	135
He/him/his	36.84%	98
No preference	10.90%	29
Prefer not to say	0.00%	0
Other (please specify)	0.75%	2
TOTAL		266

## Q10 Which of the following best describes your ethnicity?

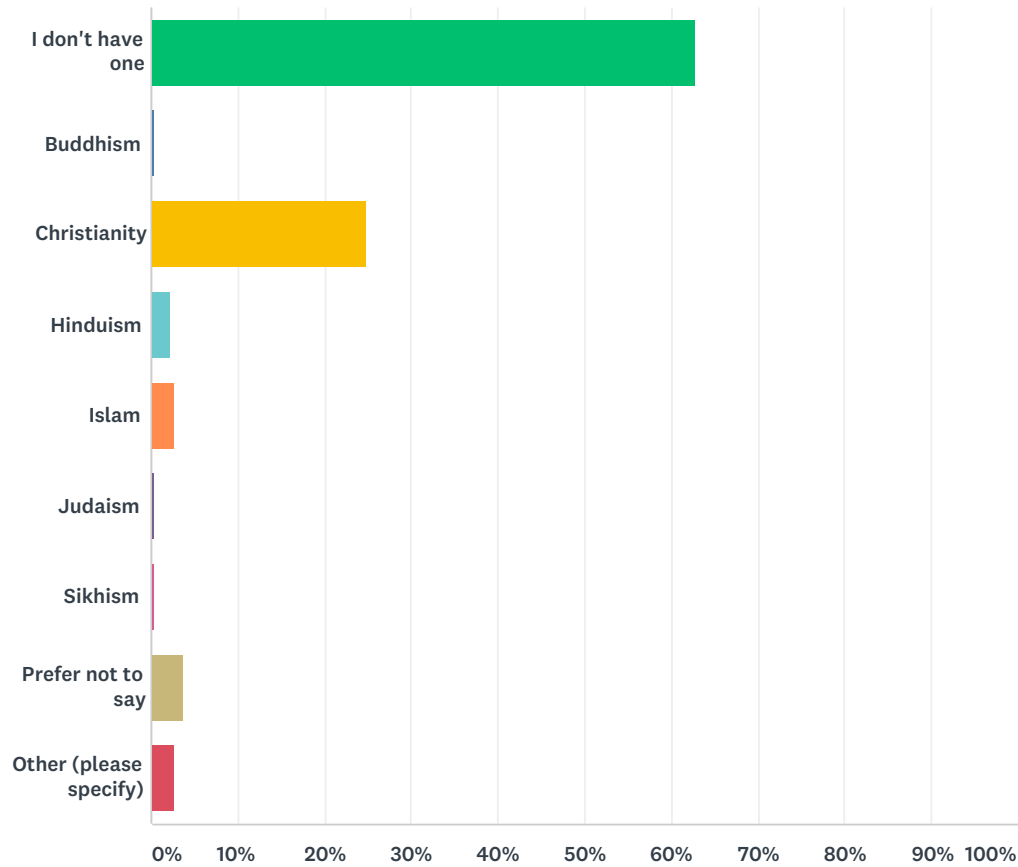
Answered: 266 Skipped: 2



ANSWER CHOICES	RESPONSES	
Arab	0.38%	1
Asian	6.39%	17
Black, African or Caribbean	2.26%	6
Hispanic or Latino	0.00%	0
Mixed or multiple ethnicity	5.64%	15
White	82.33%	219
Prefer not to say	0.38%	1
Other (please specify)	2.63%	7
TOTAL		266

## Q11 What is your religion or faith?

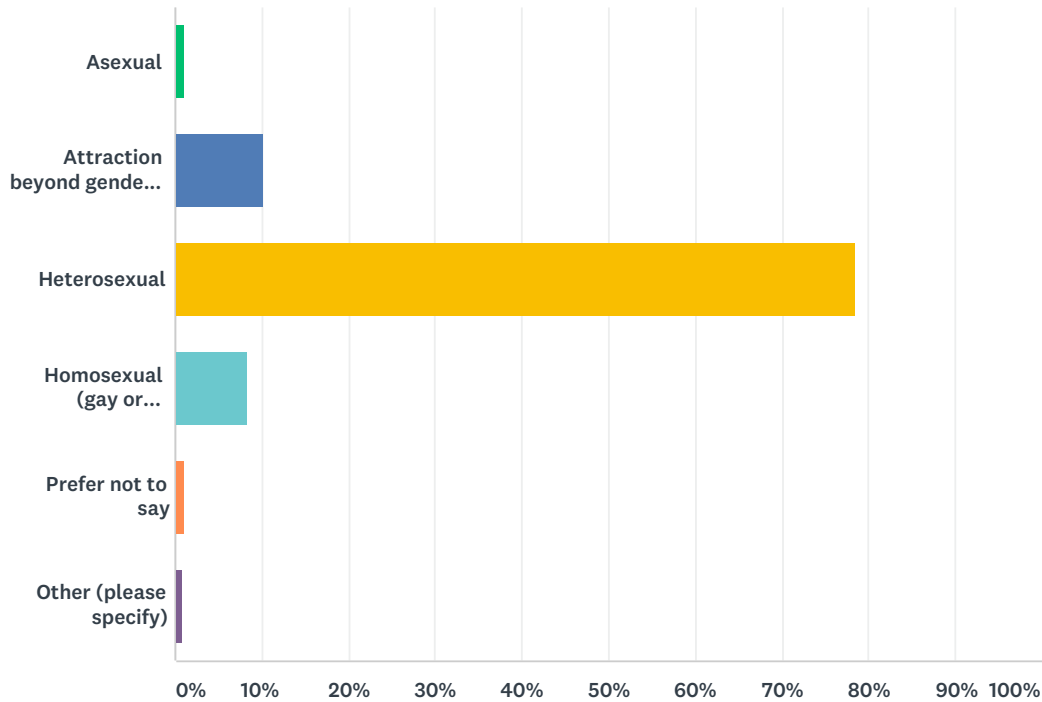
Answered: 266 Skipped: 2



ANSWER CHOICES	RESPONSES	
I don't have one	62.78%	167
Buddhism	0.38%	1
Christianity	24.81%	66
Hinduism	2.26%	6
Islam	2.63%	7
Judaism	0.38%	1
Sikhism	0.38%	1
Prefer not to say	3.76%	10
Other (please specify)	2.63%	7
TOTAL		266

## Q12 What is your sexual orientation?

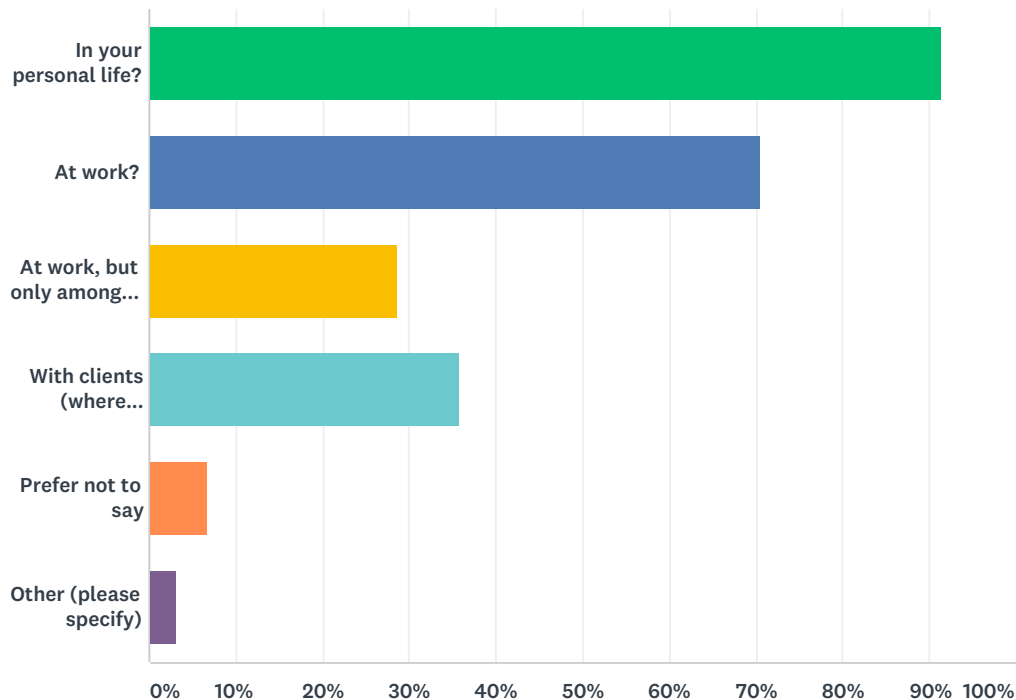
Answered: 264 Skipped: 4



ANSWER CHOICES	RESPONSES	
Asexual	1.14%	3
Attraction beyond gender (eg bisexual, pansexual)	10.23%	27
Heterosexual	78.41%	207
Homosexual (gay or lesbian)	8.33%	22
Prefer not to say	1.14%	3
Other (please specify)	0.76%	2
TOTAL		264

## Q13 Are you open about your sexual orientation (tick as many as applicable):

Answered: 255 Skipped: 13

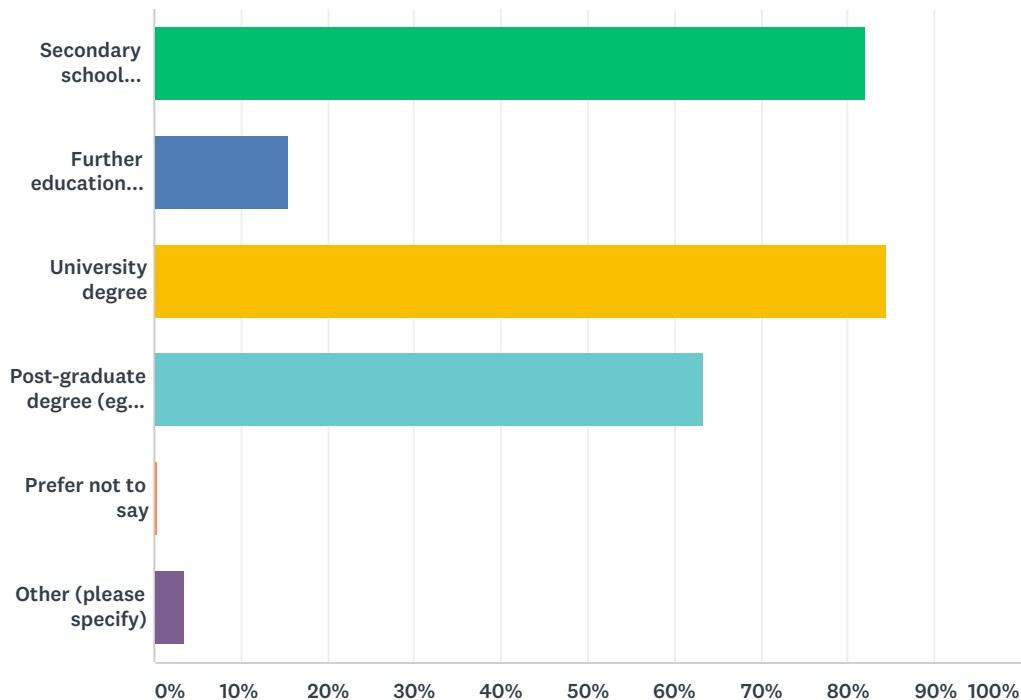


ANSWER CHOICES	RESPONSES	
In your personal life?	91.37%	233
At work?	70.59%	180
At work, but only among certain colleagues?	28.63%	73
With clients (where appropriate)?	35.69%	91
Prefer not to say	6.67%	17
Other (please specify)	3.14%	8
Total Respondents: 255		



## Q14 Which of these qualifications do you have (tick as many as applicable)?

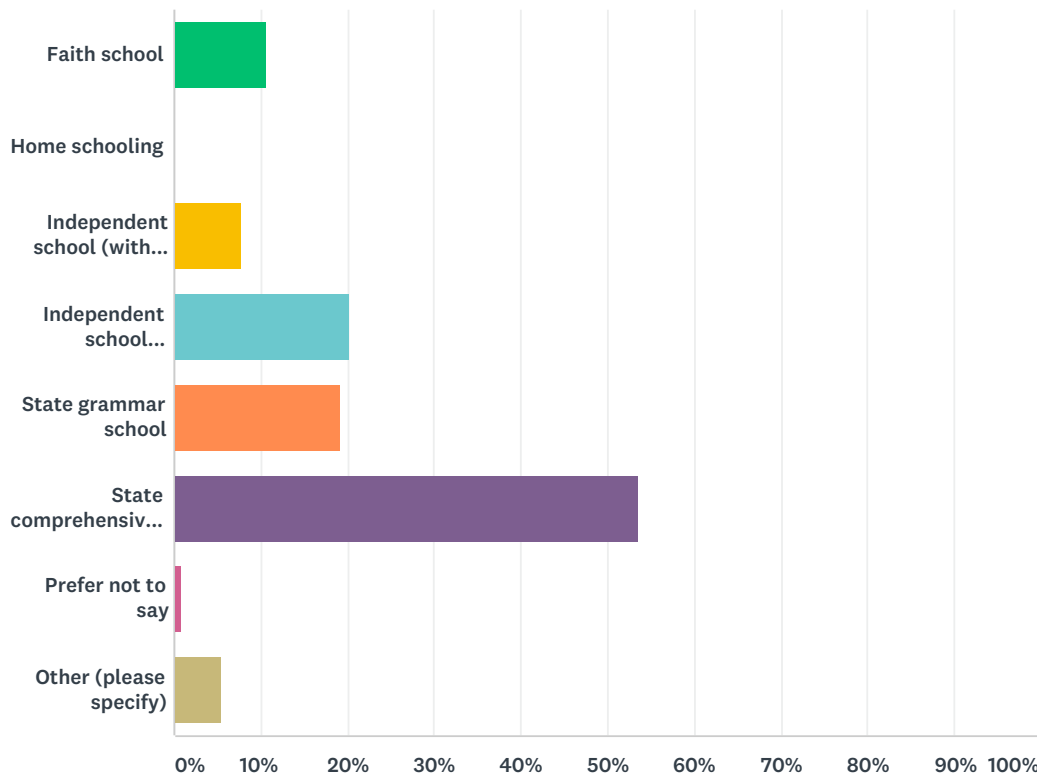
Answered: 260 Skipped: 8



ANSWER CHOICES	RESPONSES	
Secondary school qualifications (eg GCSEs or A-levels)	81.92%	213
Further education qualifications (eg NVQs)	15.38%	40
University degree	84.62%	220
Post-graduate degree (eg Masters or Doctorate)	63.46%	165
Prefer not to say	0.38%	1
Other (please specify)	3.46%	9
Total Respondents: 260		

**Q15 What type(s) of school did you attend (tick as many as applicable)?**  
 (If you were schooled outside the UK, please pick the nearest possible option, or tell us more in the "other" box.)

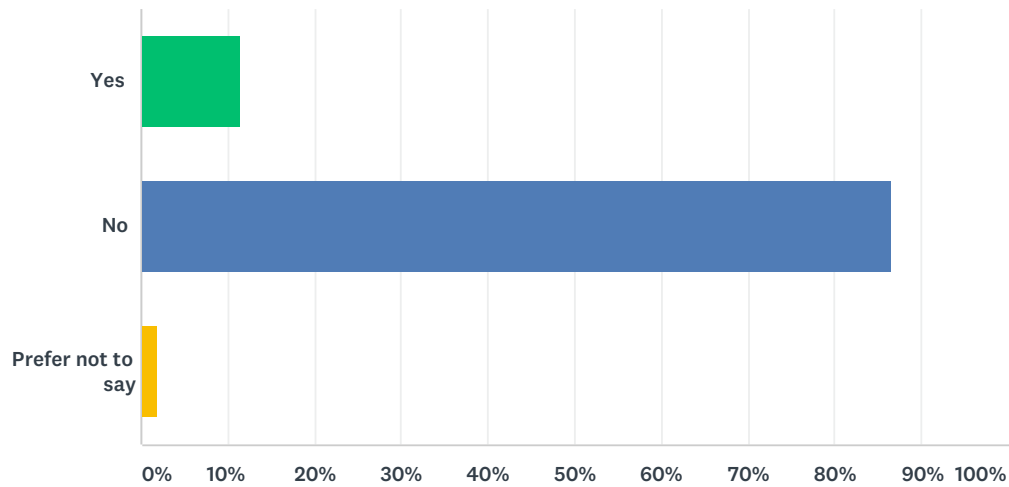
Answered: 261 Skipped: 7



ANSWER CHOICES	RESPONSES	
Faith school	10.73%	28
Home schooling	0.00%	0
Independent school (with bursary)	7.66%	20
Independent school (self-funded)	20.31%	53
State grammar school	19.16%	50
State comprehensive school (including non-selective academy)	53.64%	140
Prefer not to say	0.77%	2
Other (please specify)	5.36%	14
Total Respondents: 261		

Q16 Did you qualify for free school meals for any period during your schooling?

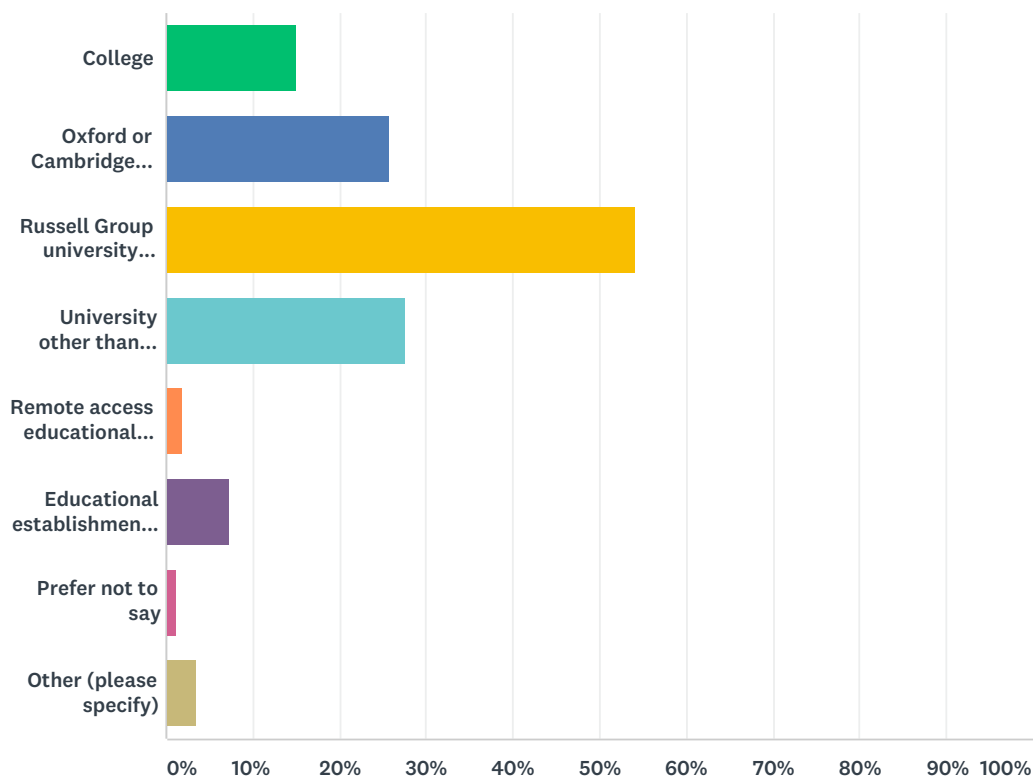
Answered: 260 Skipped: 8



ANSWER CHOICES	RESPONSES	
Yes	11.54%	30
No	86.54%	225
Prefer not to say	1.92%	5
TOTAL		260

## Q17 What type(s) of higher or further education establishment did you study at (tick as many as applicable)?

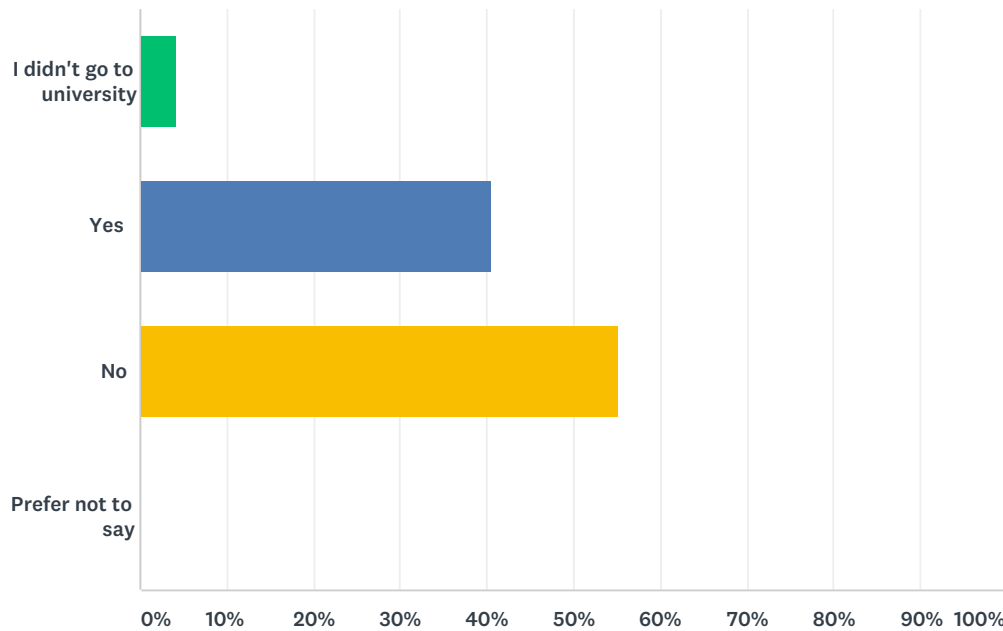
Answered: 260 Skipped: 8



ANSWER CHOICES	RESPONSES	
College	15.00%	39
Oxford or Cambridge University	25.77%	67
Russell Group university other than Oxford or Cambridge (see the list here)	54.23%	141
University other than Russell Group	27.69%	72
Remote access educational establishment (eg Open University)	1.92%	5
Educational establishment outside the UK	7.31%	19
Prefer not to say	1.15%	3
Other (please specify)	3.46%	9
Total Respondents: 260		

## Q18 If you went to university, were you part of the first generation of your family to do so?

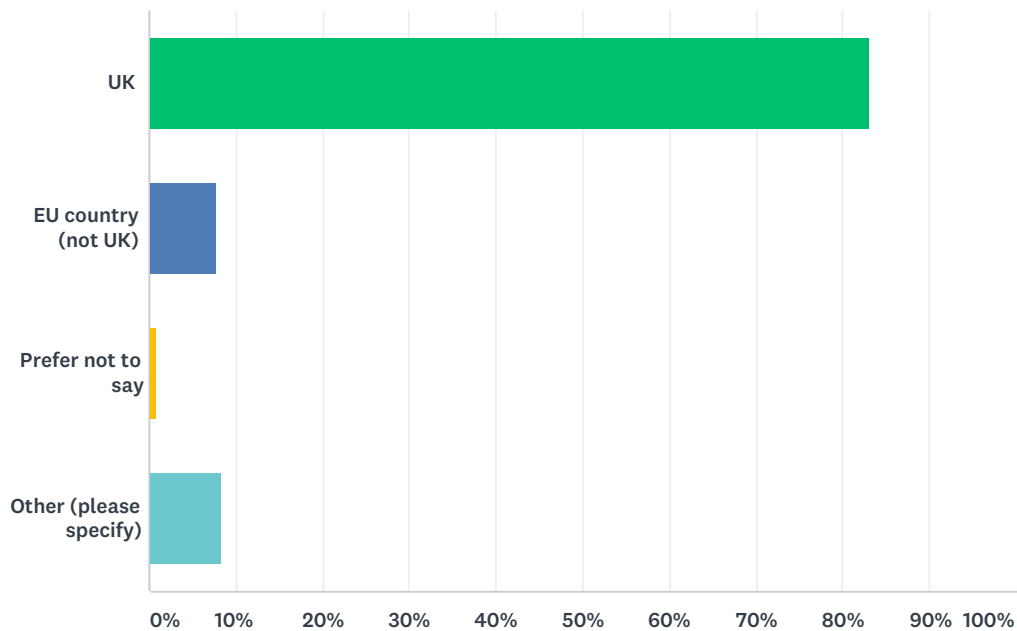
Answered: 259 Skipped: 9



ANSWER CHOICES	RESPONSES	
I didn't go to university	4.25%	11
Yes	40.54%	105
No	55.21%	143
Prefer not to say	0.00%	0
TOTAL		259

Q19 Which country were you born in?

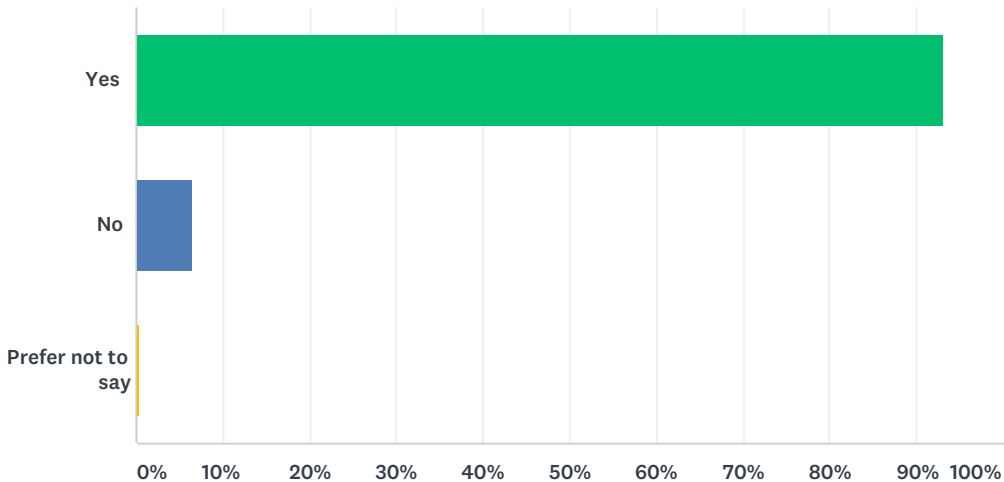
Answered: 261    Skipped: 7



ANSWER CHOICES	RESPONSES	
UK	83.14%	217
EU country (not UK)	7.66%	20
Prefer not to say	0.77%	2
Other (please specify)	8.43%	22
TOTAL		261

Q20 Do you have UK citizenship?

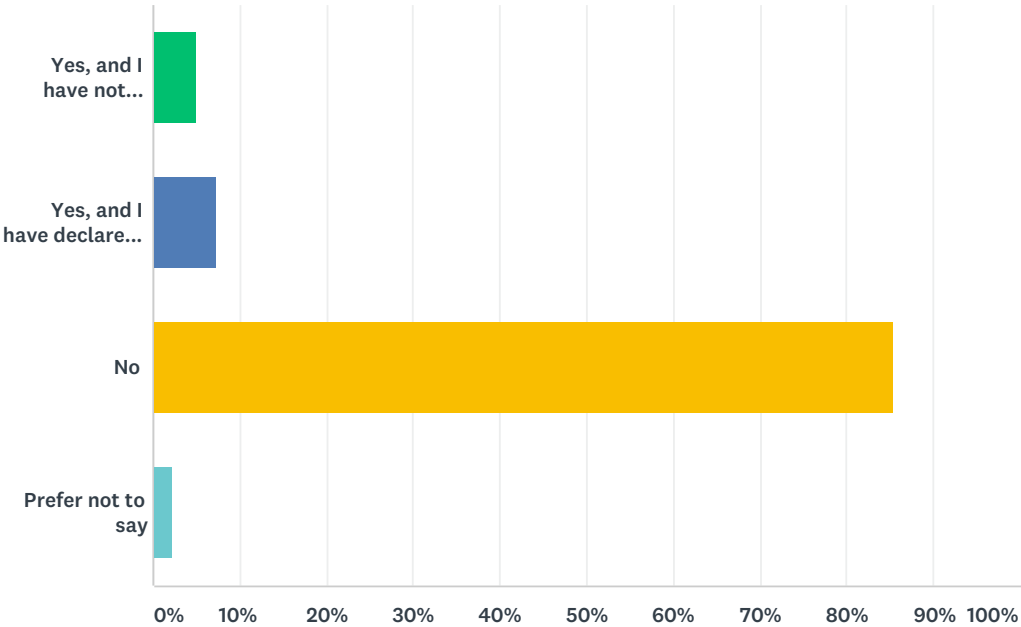
Answered: 261    Skipped: 7



ANSWER CHOICES	RESPONSES	
Yes	93.10%	243
No	6.51%	17
Prefer not to say	0.38%	1
TOTAL		261

Q21 Do you consider yourself to have a disability or health condition, or to be otherwise disabled?

Answered: 261    Skipped: 7

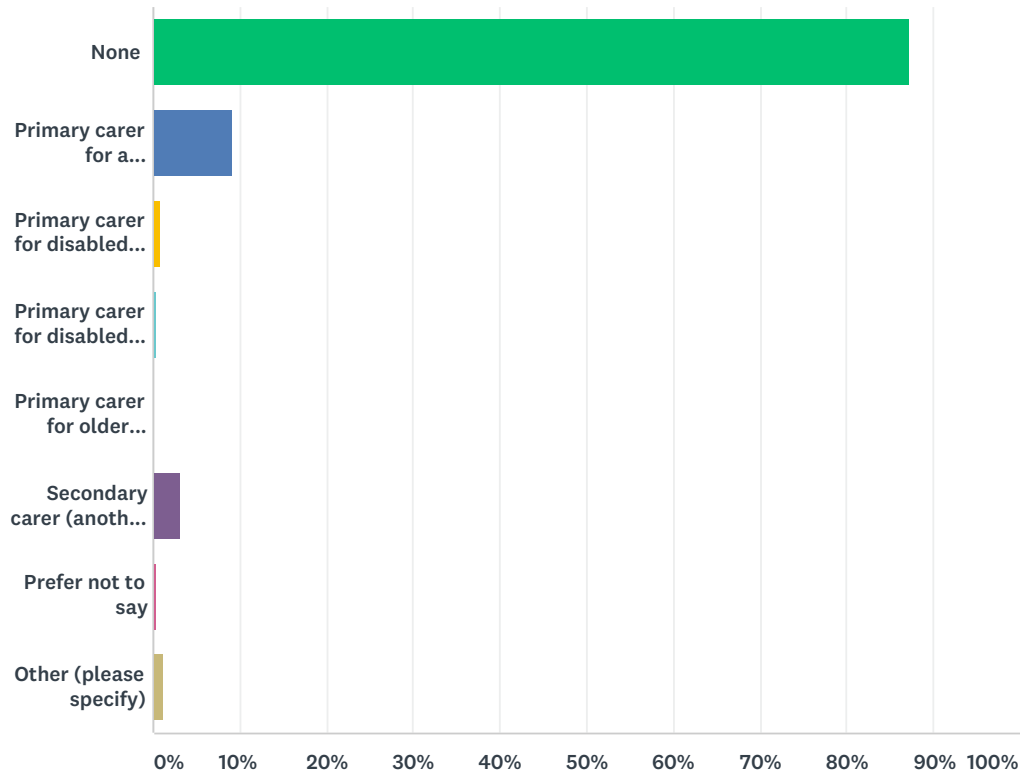


ANSWER CHOICES		RESPONSES	
Yes, and I have not declared this to my employer		4.98%	13
Yes, and I have declared this to my employer		7.28%	19
No		85.44%	223
Prefer not to say		2.30%	6
TOTAL			261



## Q22 Which if any of these caring responsibilities do you have (tick as many as applicable)?

Answered: 259 Skipped: 9



ANSWER CHOICES	RESPONSES	
None	87.26%	226
Primary carer for a child/children (under 18)	9.27%	24
Primary carer for disabled child/children	0.77%	2
Primary carer for disabled adult (18-65)	0.39%	1
Primary carer for older person (over 65)	0.00%	0
Secondary carer (another person carries out the main caring role)	3.09%	8
Prefer not to say	0.39%	1
Other (please specify)	1.16%	3
Total Respondents: 259		

**Q23** You can use this optional box to offer your comments on the survey questions. Please be constructive - we will try to take your feedback on board in developing future diversity surveys.

Answered: 25   Skipped: 243