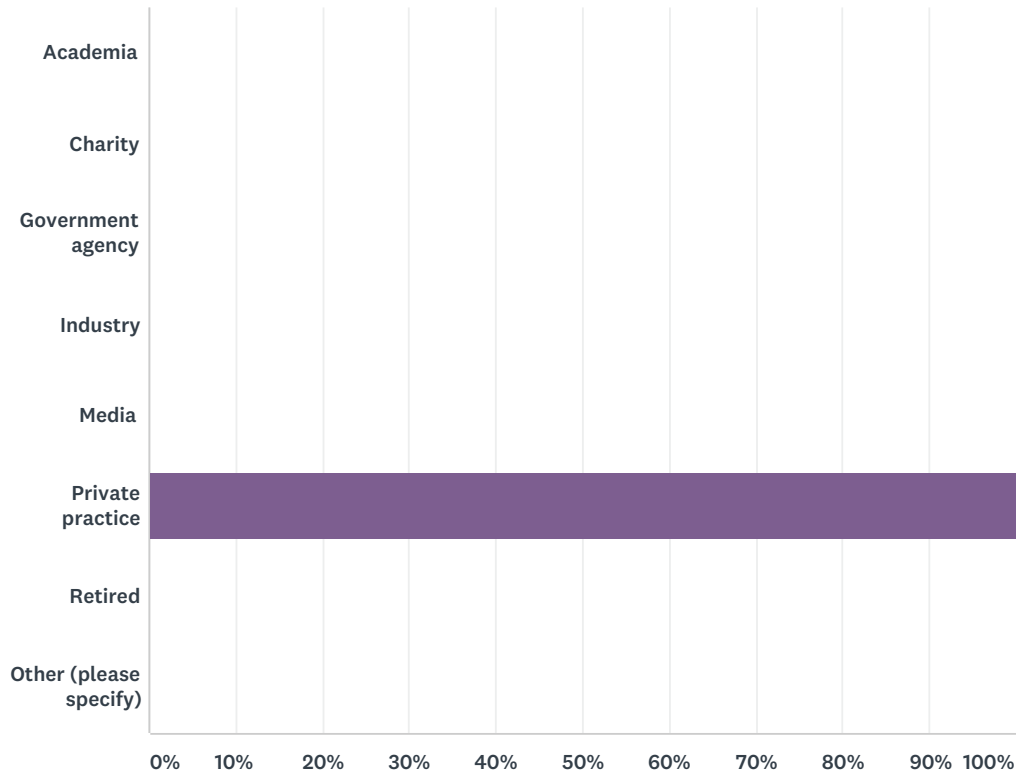


## Q1 Which sector do you work in?

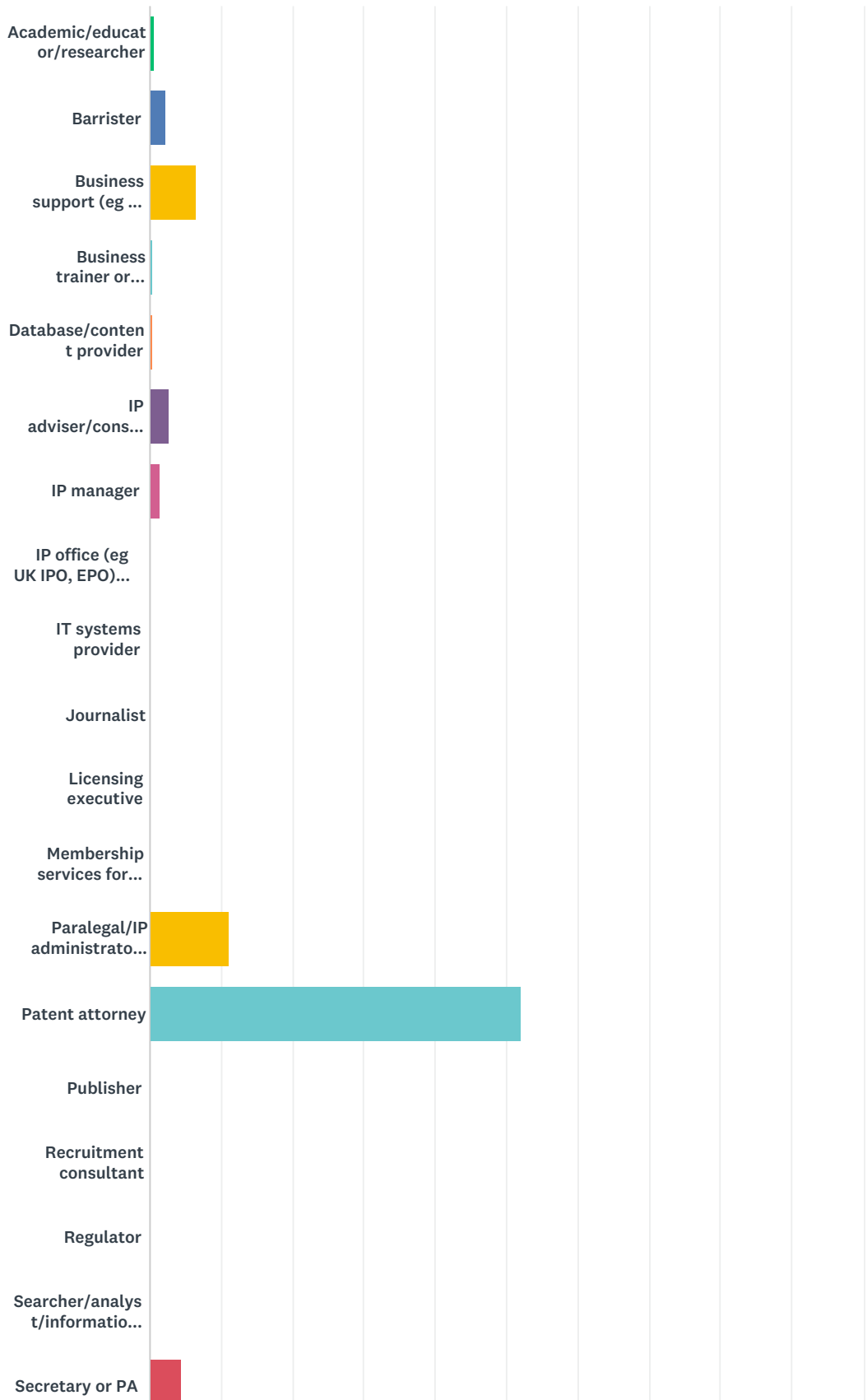
Answered: 766 Skipped: 0

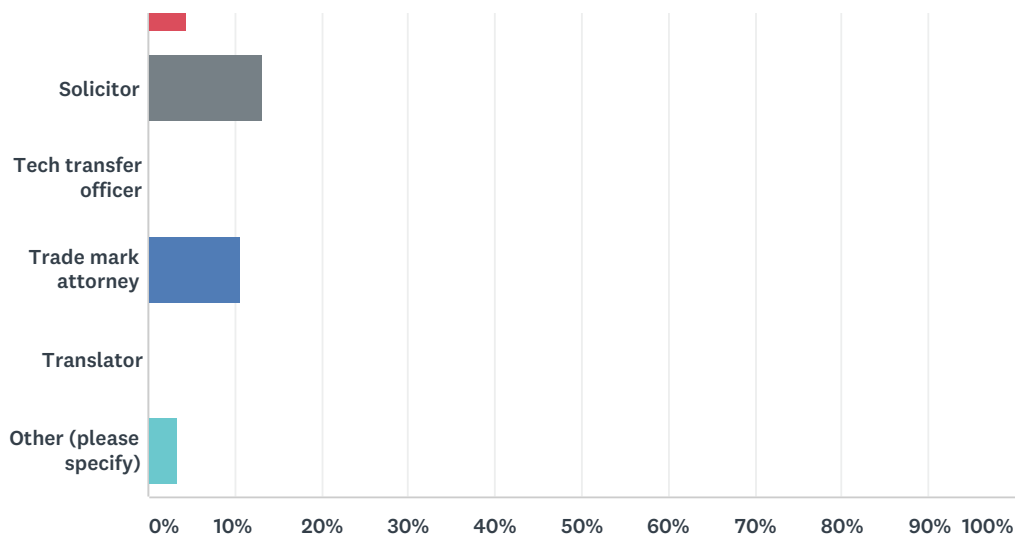


ANSWER CHOICES	RESPONSES	
Academia	0.00%	0
Charity	0.00%	0
Government agency	0.00%	0
Industry	0.00%	0
Media	0.00%	0
Private practice	100.00%	766
Retired	0.00%	0
Other (please specify)	0.00%	0
TOTAL		766

Q2 What job do you do in the IP field (tick as many as applicable)?

Answered: 765 Skipped: 1



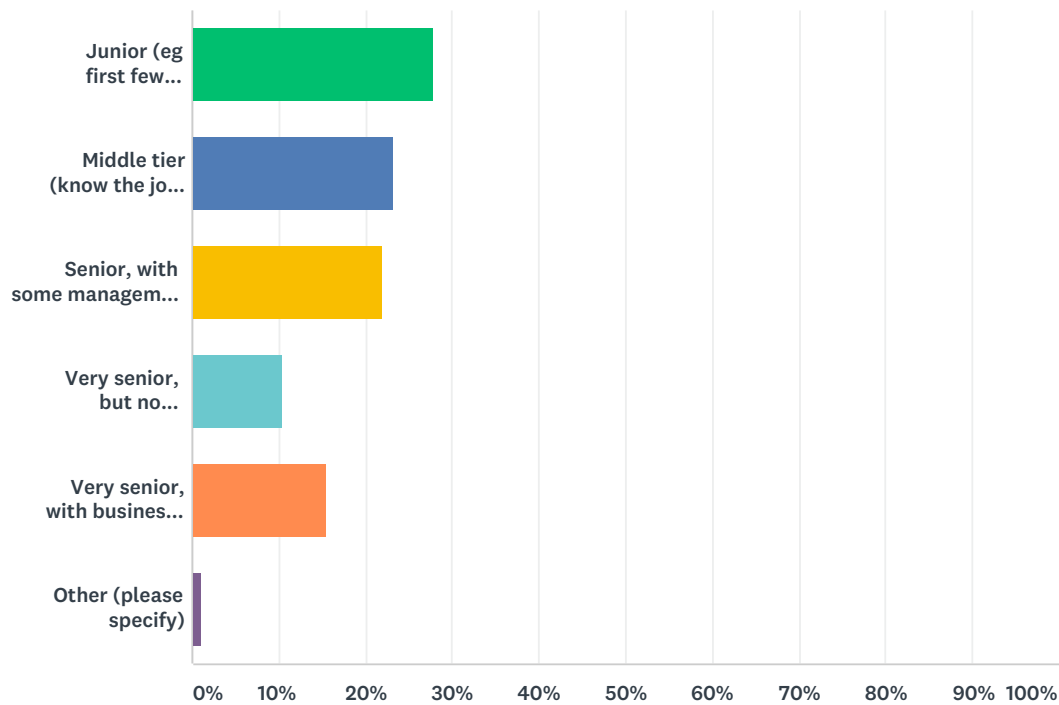


ANSWER CHOICES	RESPONSES	
Academic/educator/researcher	0.65%	5
Barrister	2.22%	17
Business support (eg HR, IT, marketing, office management &c)	6.54%	50
Business trainer or coach	0.39%	3
Database/content provider	0.39%	3
IP adviser/consultant	2.75%	21
IP manager	1.57%	12
IP office (eg UK IPO, EPO) employee	0.13%	1
IT systems provider	0.26%	2
Journalist	0.00%	0
Licensing executive	0.13%	1
Membership services for IP professionals	0.13%	1
Paralegal/IP administrator/formalities clerk	11.11%	85
Patent attorney	52.16%	399
Publisher	0.13%	1
Recruitment consultant	0.00%	0
Regulator	0.00%	0
Searcher/analyst/information scientist	0.26%	2
Secretary or PA	4.31%	33
Solicitor	13.20%	101
Tech transfer officer	0.00%	0
Trade mark attorney	10.72%	82
Translator	0.26%	2

Other (please specify)	3.40%	26
Total Respondents: 765		

### Q3 Which of the following best describes your career level?

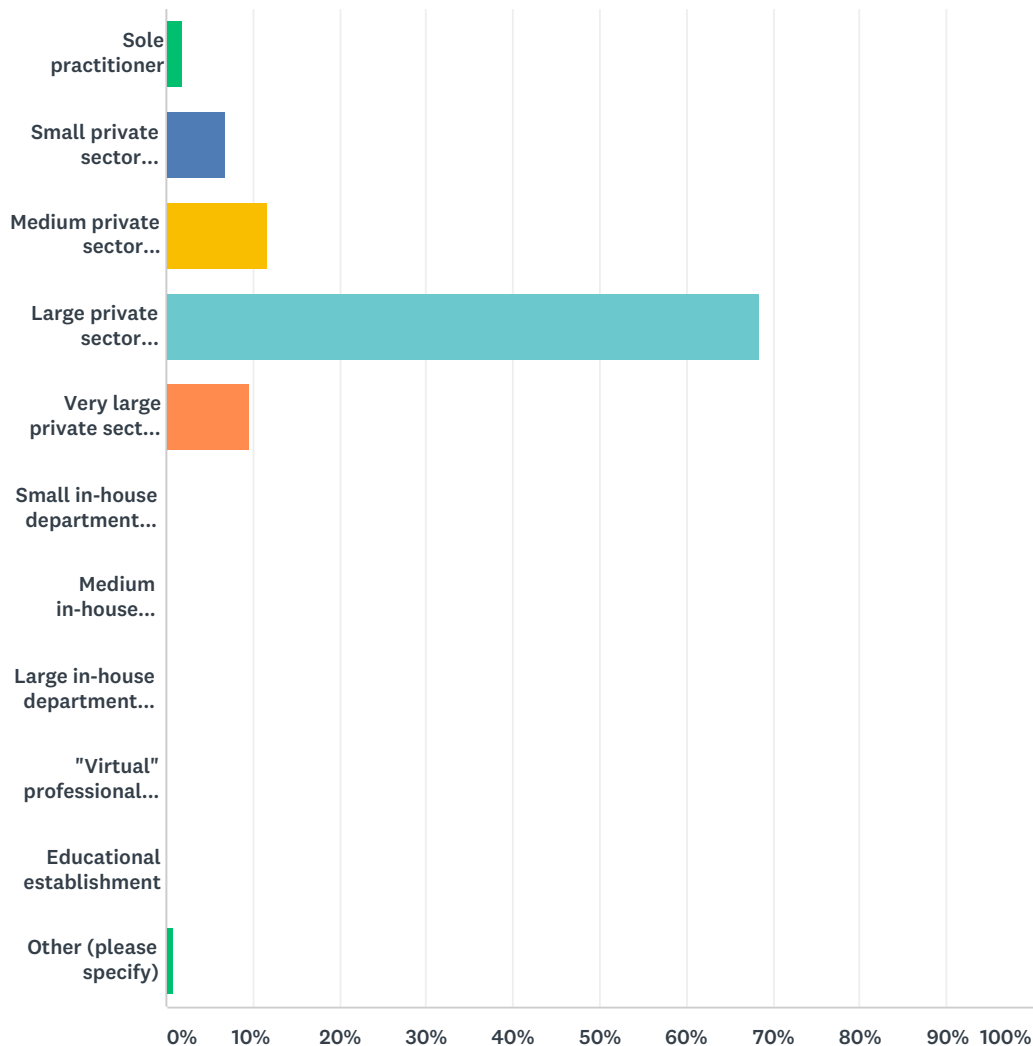
Answered: 761 Skipped: 5



ANSWER CHOICES	RESPONSES	
Junior (eg first few years, still training)	27.73%	211
Middle tier (know the job, but not yet "senior")	23.26%	177
Senior, with some management responsibilities	21.94%	167
Very senior, but no ownership of the business	10.51%	80
Very senior, with business ownership	15.51%	118
Other (please specify)	1.05%	8
TOTAL		761

## Q4 What type of organisation do you work in? (Note that "in-house" here also covers government agencies and charities.)

Answered: 765 Skipped: 1

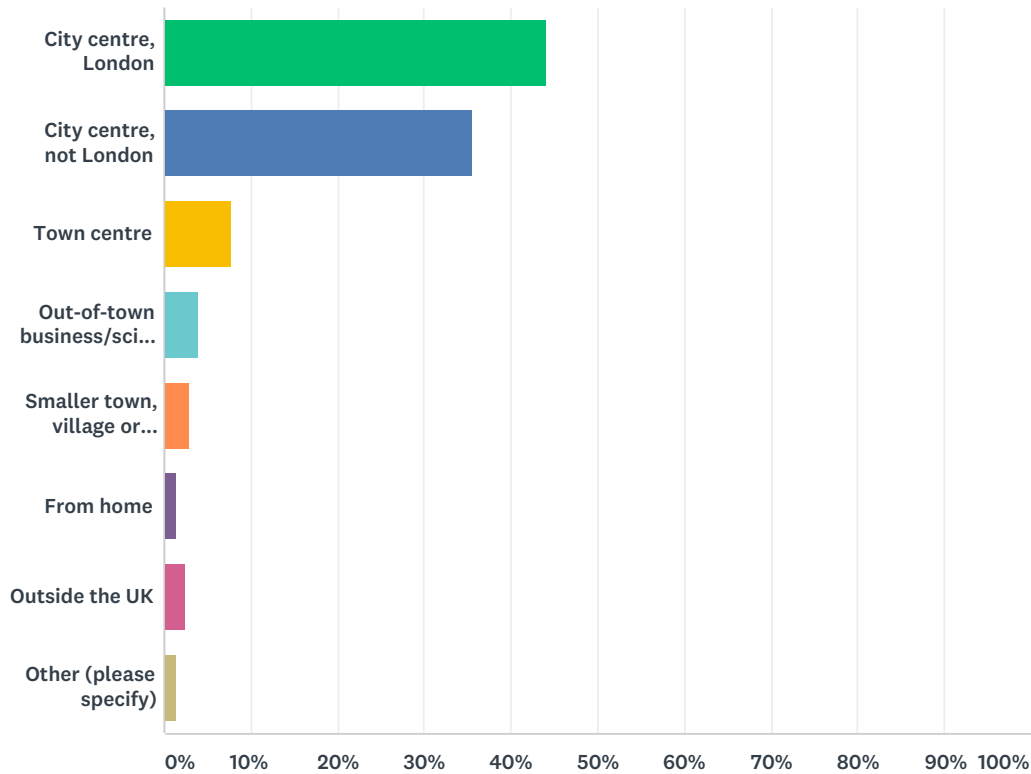


ANSWER CHOICES	RESPONSES	
Sole practitioner	1.96%	15
Small private sector organisation (1-20 staff including partners/directors)	6.93%	53
Medium private sector organisation (21-80 staff including partners/directors)	11.63%	89
Large private sector organisation (more than 80 staff including partners/directors)	68.37%	523
Very large private sector organisation (more than 500 staff including partners/directors)	9.67%	74
Small in-house department (1-10 staff)	0.13%	1
Medium in-house department (11-50 staff)	0.13%	1
Large in-house department (more than 50 staff)	0.26%	2
"Virtual" professional network	0.00%	0

Educational establishment	0.00%	0
Other (please specify)	0.92%	7
TOTAL		765

## Q5 Where do you work, mostly?

Answered: 766 Skipped: 0

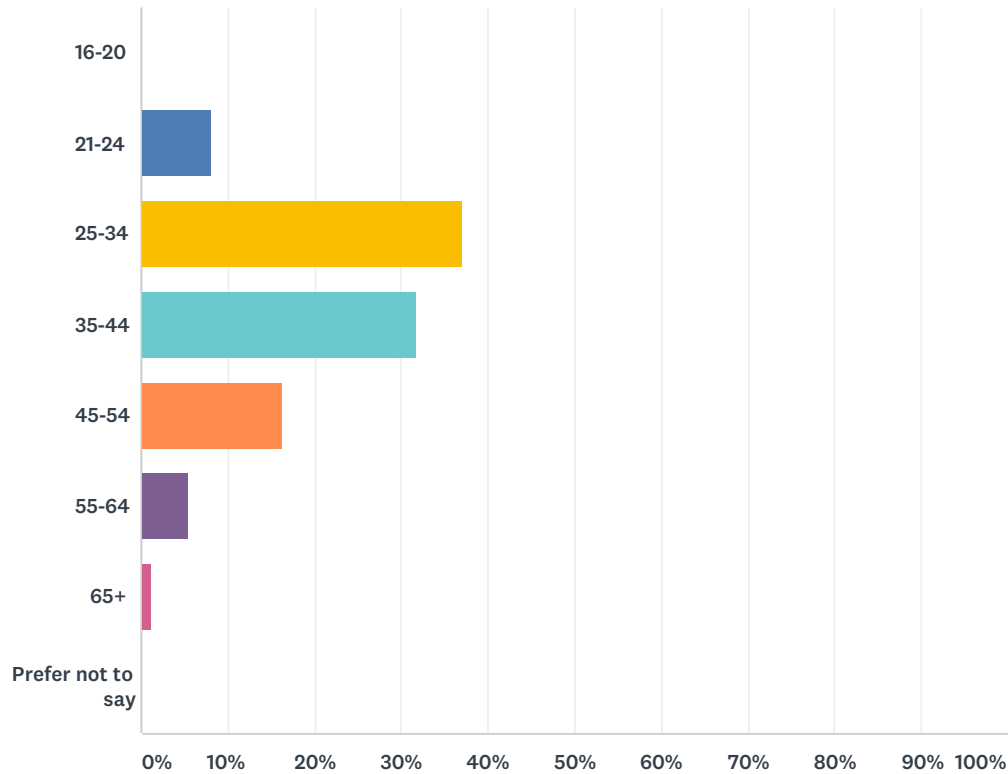


ANSWER CHOICES	RESPONSES	
City centre, London	44.13%	338
City centre, not London	35.51%	272
Town centre	7.83%	60
Out-of-town business/science park	3.92%	30
Smaller town, village or rural location	3.00%	23
From home	1.57%	12
Outside the UK	2.61%	20
Other (please specify)	1.44%	11
<b>TOTAL</b>		<b>766</b>



## Q6 What age are you?

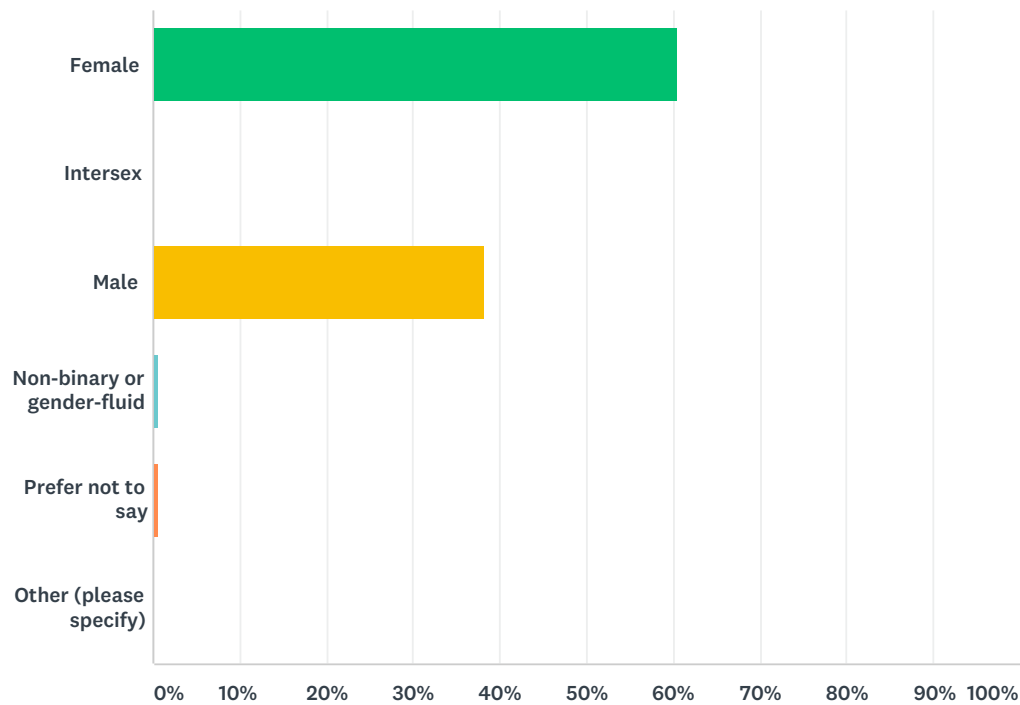
Answered: 766 Skipped: 0



ANSWER CHOICES	RESPONSES	
16-20	0.00%	0
21-24	8.09%	62
25-34	37.08%	284
35-44	31.72%	243
45-54	16.32%	125
55-64	5.35%	41
65+	1.17%	9
Prefer not to say	0.26%	2
<b>TOTAL</b>		<b>766</b>

## Q7 How do you describe your gender identity?

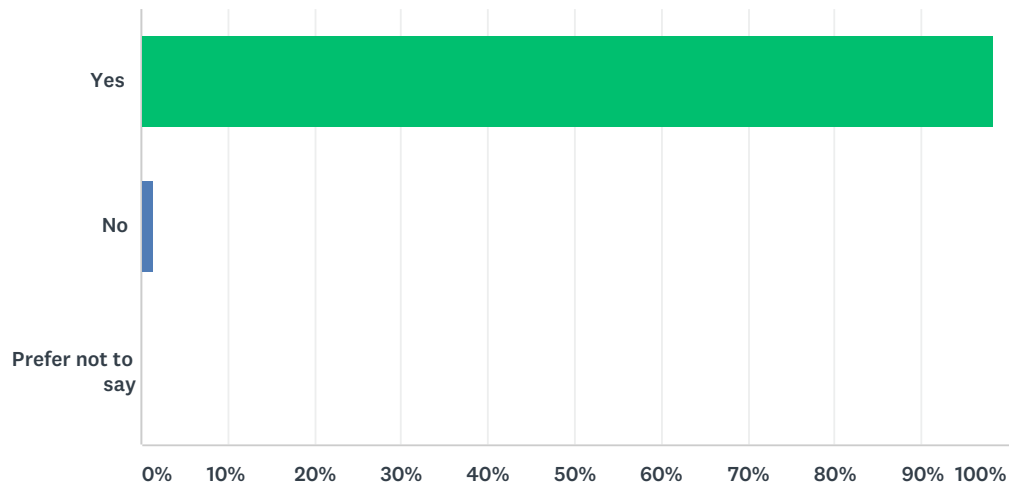
Answered: 764 Skipped: 2



ANSWER CHOICES	RESPONSES	
Female	60.47%	462
Intersex	0.00%	0
Male	38.35%	293
Non-binary or gender-fluid	0.65%	5
Prefer not to say	0.52%	4
Other (please specify)	0.00%	0
TOTAL		764

Q8 Is your gender identity the same as the sex you were assigned at birth?

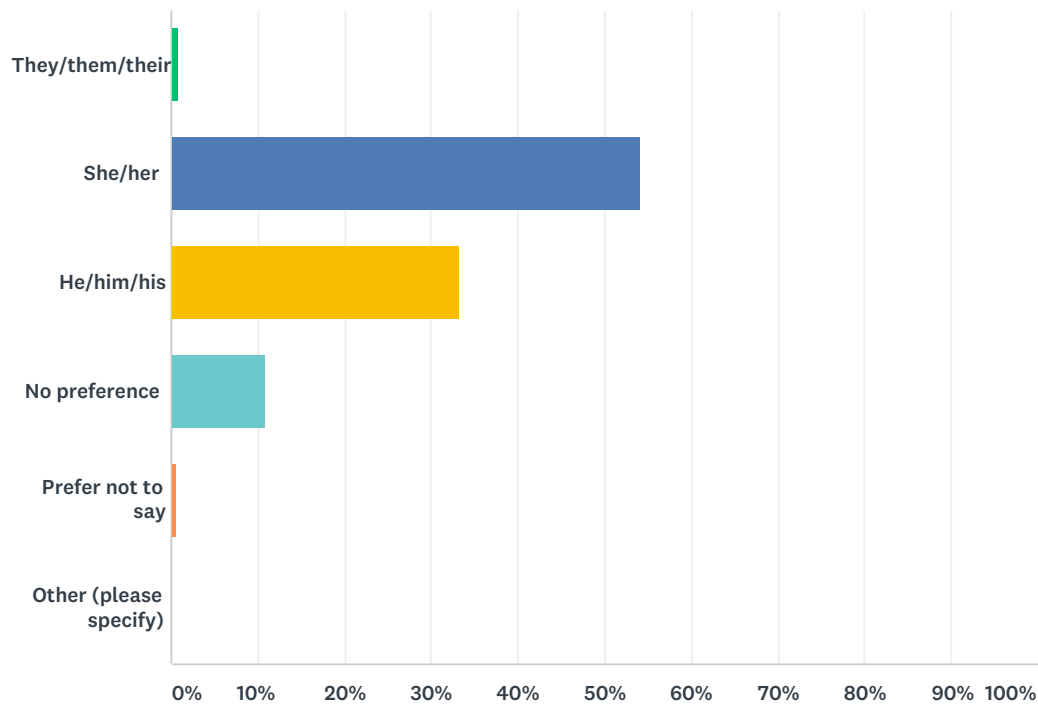
Answered: 764 Skipped: 2



ANSWER CHOICES	RESPONSES	
Yes	98.30%	751
No	1.44%	11
Prefer not to say	0.26%	2
TOTAL		764

## Q9 What pronouns do you prefer people to use for you?

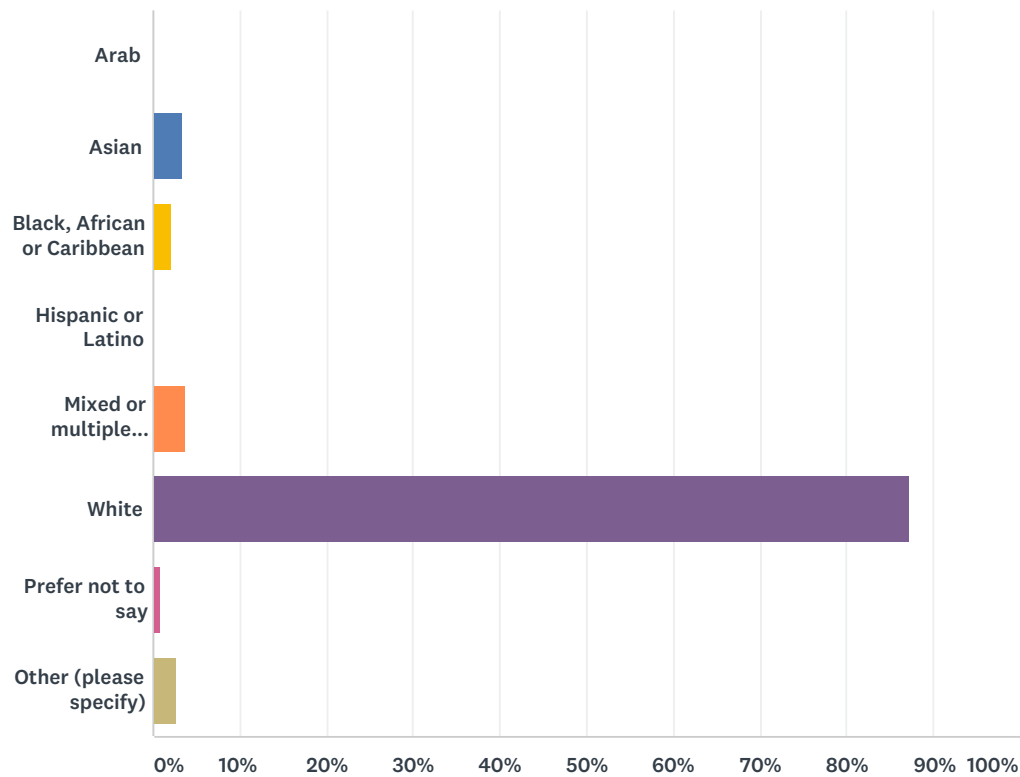
Answered: 763 Skipped: 3



ANSWER CHOICES	RESPONSES	
They/them/their	0.92%	7
She/her	54.26%	414
He/him/his	33.29%	254
No preference	10.88%	83
Prefer not to say	0.66%	5
Other (please specify)	0.00%	0
TOTAL		763

## Q10 Which of the following best describes your ethnicity?

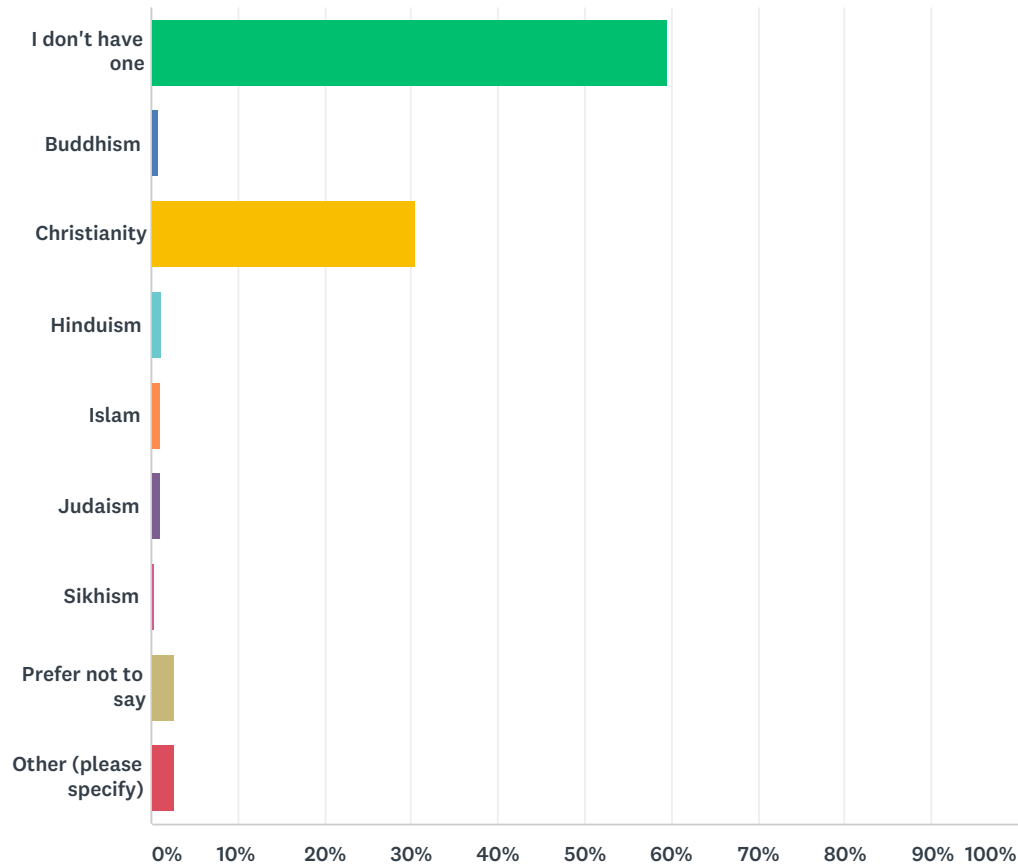
Answered: 763 Skipped: 3



ANSWER CHOICES	RESPONSES	
Arab	0.13%	1
Asian	3.28%	25
Black, African or Caribbean	2.10%	16
Hispanic or Latino	0.00%	0
Mixed or multiple ethnicity	3.80%	29
White	87.16%	665
Prefer not to say	0.79%	6
Other (please specify)	2.75%	21
TOTAL		763

## Q11 What is your religion or faith?

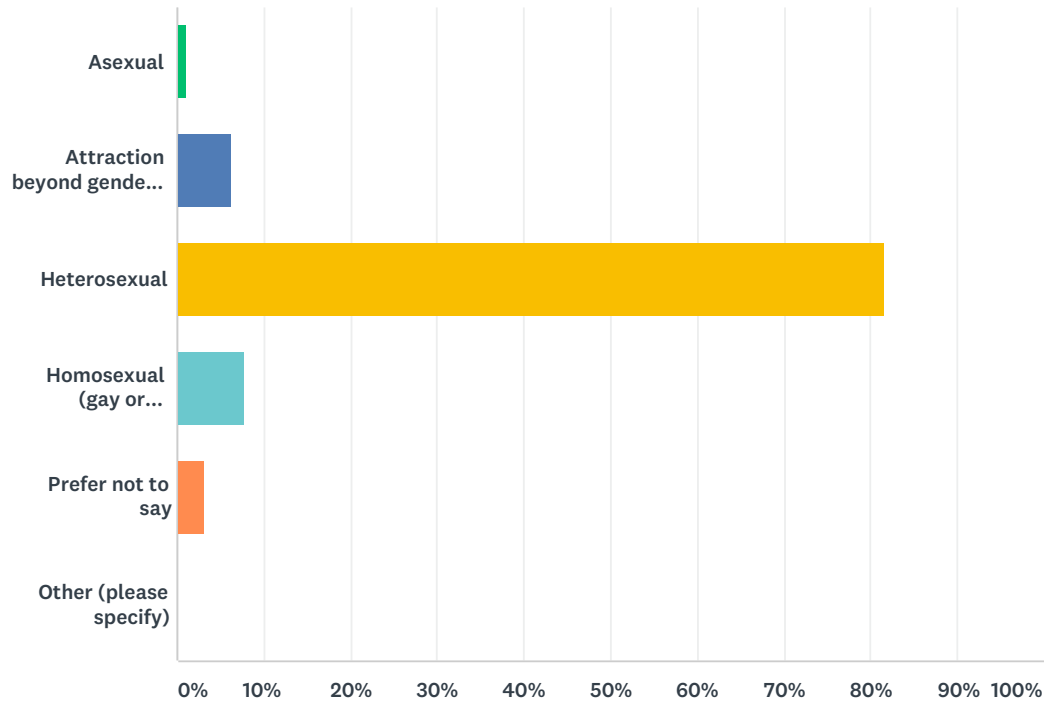
Answered: 762 Skipped: 4



ANSWER CHOICES	RESPONSES	
I don't have one	59.58%	454
Buddhism	0.79%	6
Christianity	30.58%	233
Hinduism	1.18%	9
Islam	1.05%	8
Judaism	1.05%	8
Sikhism	0.39%	3
Prefer not to say	2.76%	21
Other (please specify)	2.62%	20
TOTAL		762

## Q12 What is your sexual orientation?

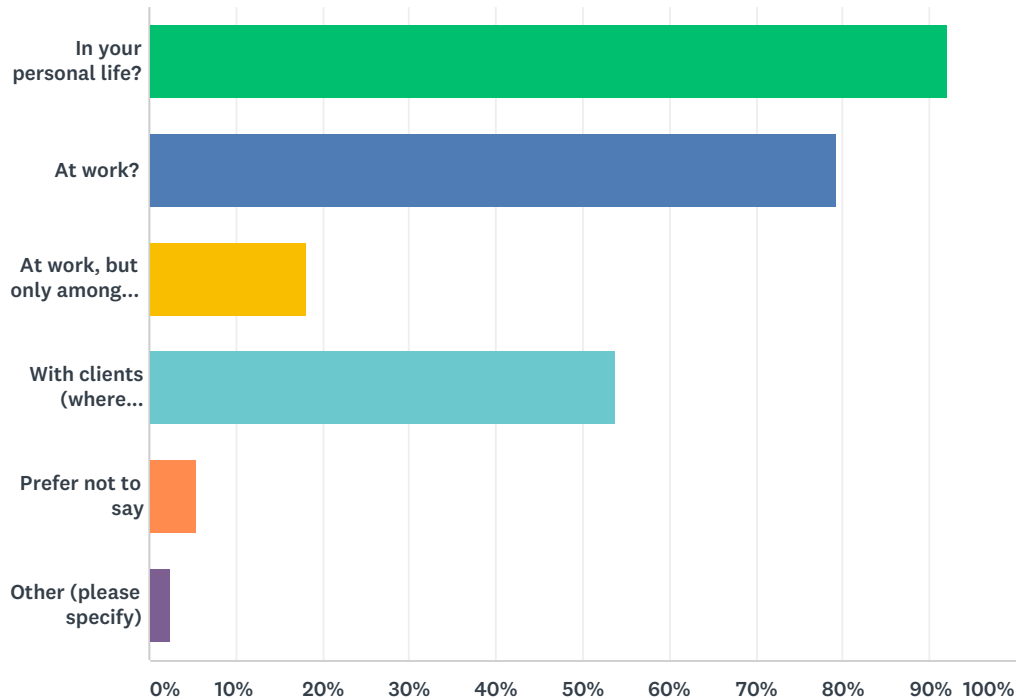
Answered: 758 Skipped: 8



ANSWER CHOICES	RESPONSES	
Asexual	1.06%	8
Attraction beyond gender (eg bisexual, pansexual)	6.20%	47
Heterosexual	81.66%	619
Homosexual (gay or lesbian)	7.65%	58
Prefer not to say	3.17%	24
Other (please specify)	0.26%	2
TOTAL		758

## Q13 Are you open about your sexual orientation (tick as many as applicable):

Answered: 741 Skipped: 25

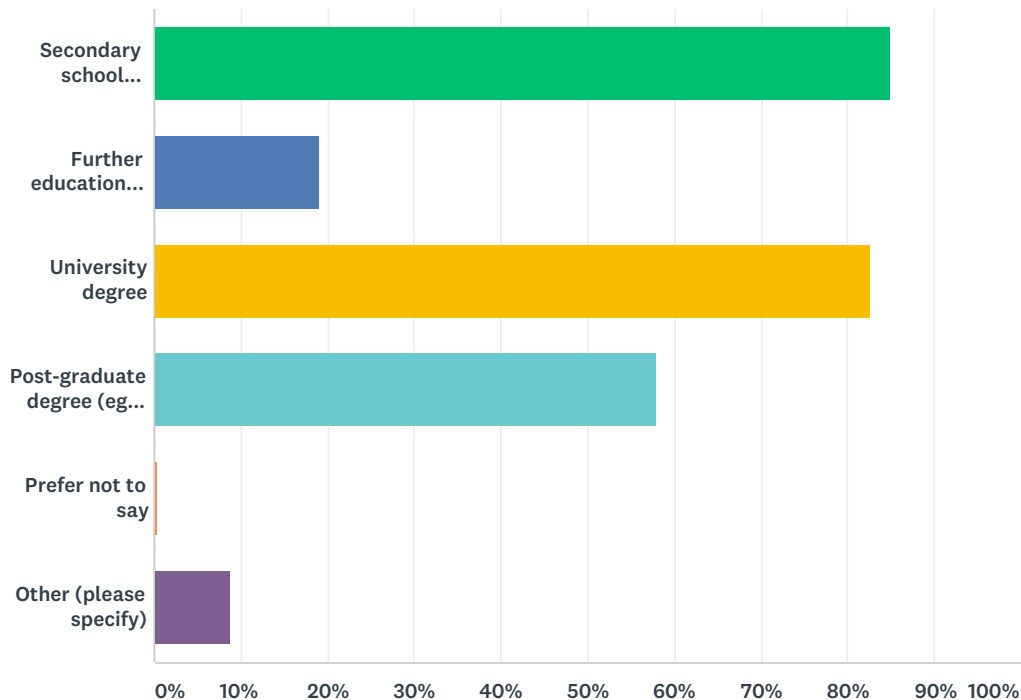


ANSWER CHOICES	RESPONSES	
In your personal life?	92.04%	682
At work?	79.35%	588
At work, but only among certain colleagues?	18.22%	135
With clients (where appropriate)?	53.85%	399
Prefer not to say	5.53%	41
Other (please specify)	2.43%	18
Total Respondents: 741		



## Q14 Which of these qualifications do you have (tick as many as applicable)?

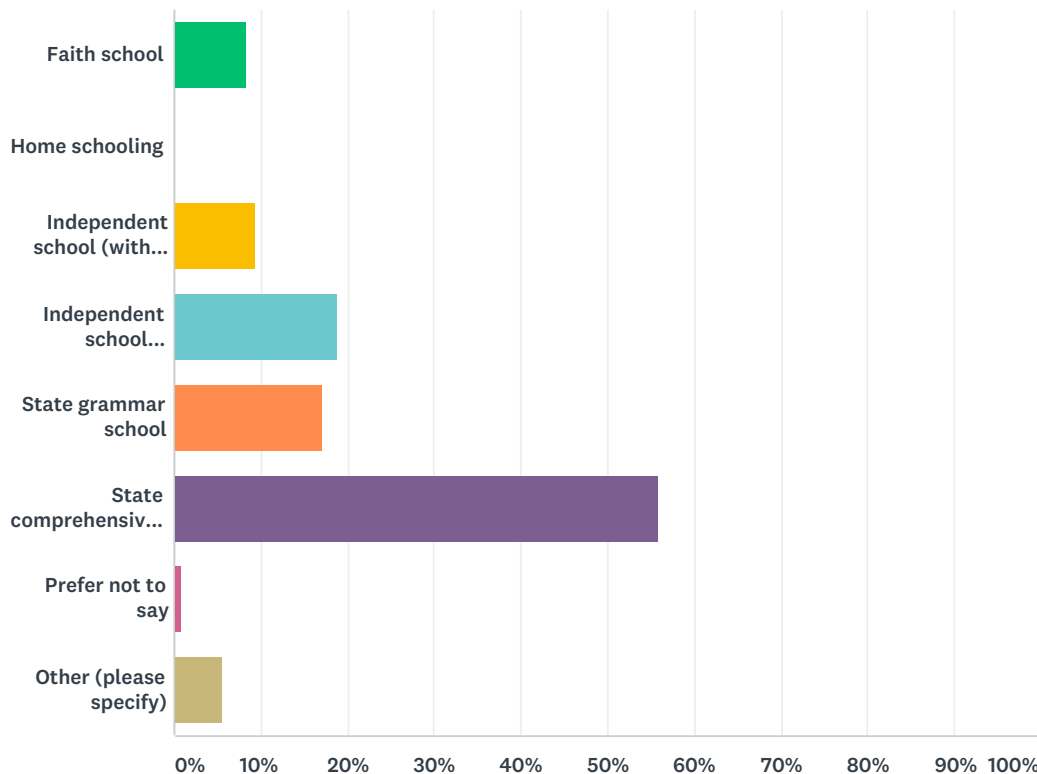
Answered: 748 Skipped: 18



ANSWER CHOICES	RESPONSES	
Secondary school qualifications (eg GCSEs or A-levels)	85.03%	636
Further education qualifications (eg NVQs)	19.12%	143
University degree	82.62%	618
Post-graduate degree (eg Masters or Doctorate)	58.02%	434
Prefer not to say	0.40%	3
Other (please specify)	8.69%	65
Total Respondents: 748		

**Q15 What type(s) of school did you attend (tick as many as applicable)?**  
 (If you were schooled outside the UK, please pick the nearest possible option, or tell us more in the "other" box.)

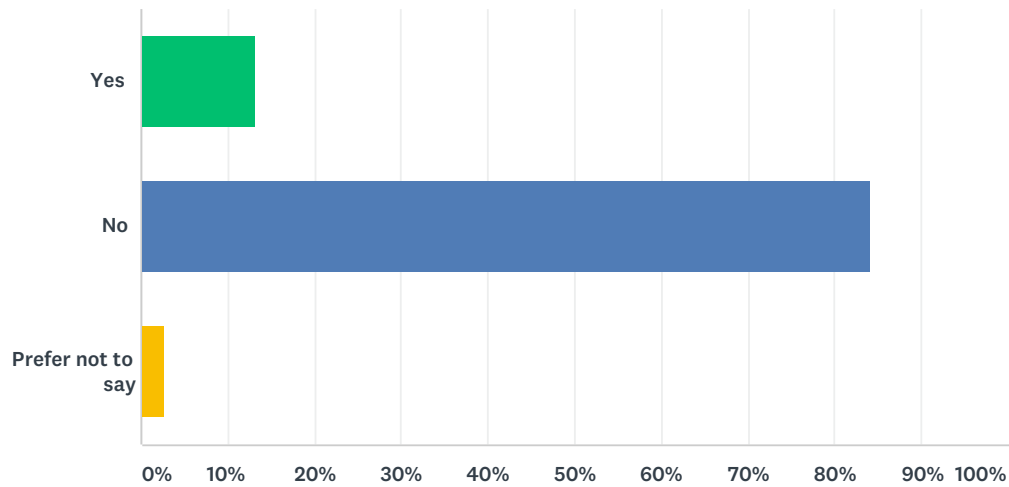
Answered: 747 Skipped: 19



ANSWER CHOICES	RESPONSES	
Faith school	8.30%	62
Home schooling	0.00%	0
Independent school (with bursary)	9.50%	71
Independent school (self-funded)	18.74%	140
State grammar school	17.14%	128
State comprehensive school (including non-selective academy)	55.96%	418
Prefer not to say	0.94%	7
Other (please specify)	5.62%	42
Total Respondents: 747		

Q16 Did you qualify for free school meals for any period during your schooling?

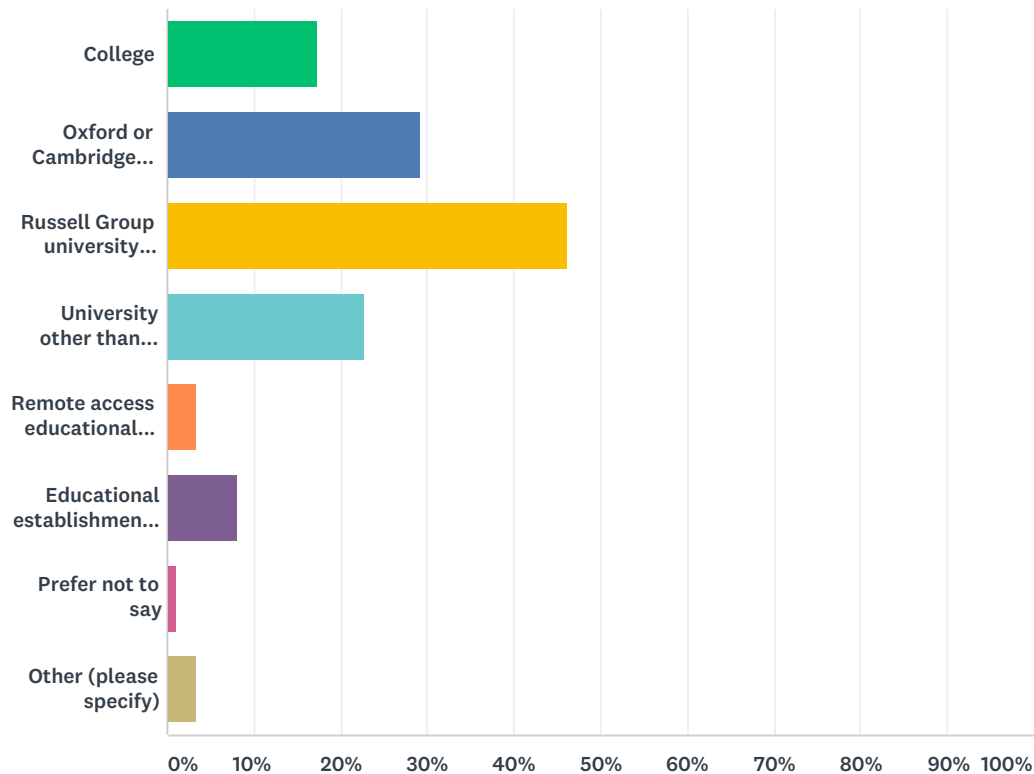
Answered: 744 Skipped: 22



ANSWER CHOICES		RESPONSES	
Yes		13.17%	98
No		84.01%	625
Prefer not to say		2.82%	21
TOTAL			744

## Q17 What type(s) of higher or further education establishment did you study at (tick as many as applicable)?

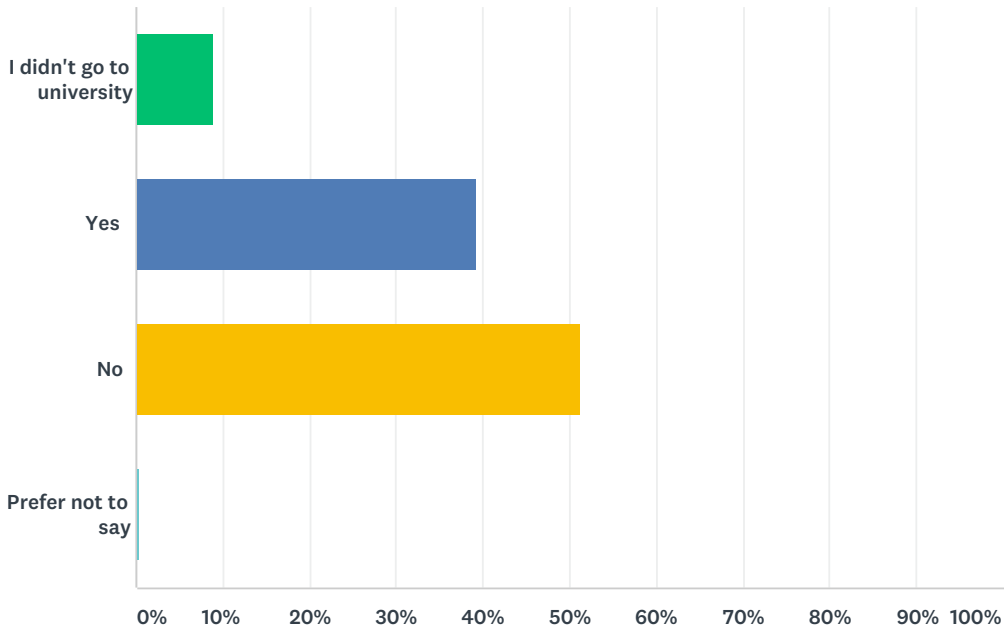
Answered: 743 Skipped: 23



ANSWER CHOICES	RESPONSES	
College	17.36%	129
Oxford or Cambridge University	29.21%	217
Russell Group university other than Oxford or Cambridge (see the list here)	46.16%	343
University other than Russell Group	22.75%	169
Remote access educational establishment (eg Open University)	3.36%	25
Educational establishment outside the UK	8.21%	61
Prefer not to say	1.08%	8
Other (please specify)	3.36%	25
Total Respondents: 743		

Q18 If you went to university, were you part of the first generation of your family to do so?

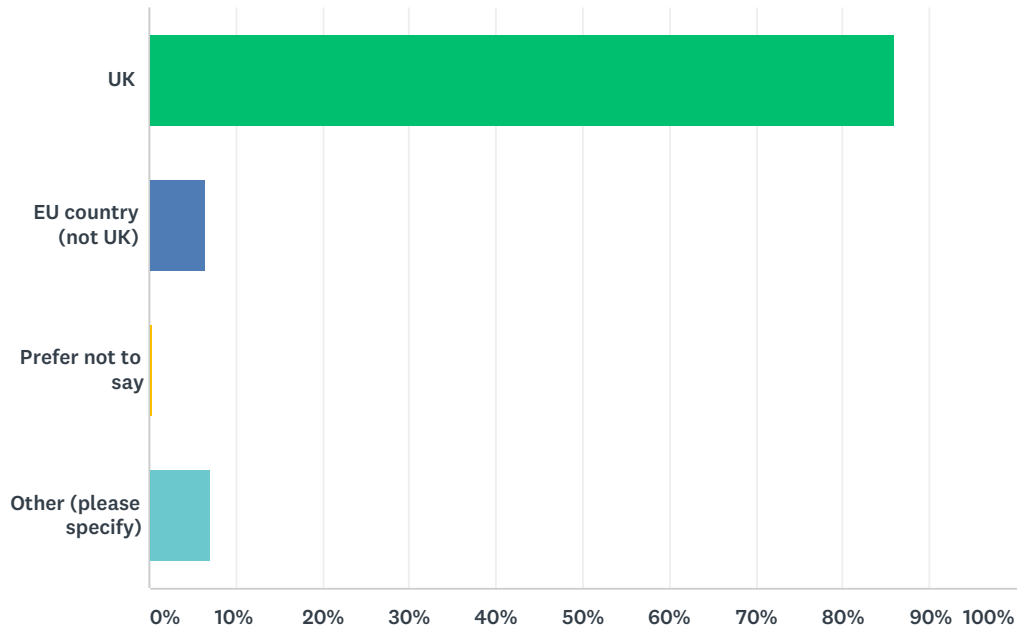
Answered: 744 Skipped: 22



ANSWER CHOICES	RESPONSES	
I didn't go to university	9.01%	67
Yes	39.38%	293
No	51.21%	381
Prefer not to say	0.40%	3
TOTAL		744

Q19 Which country were you born in?

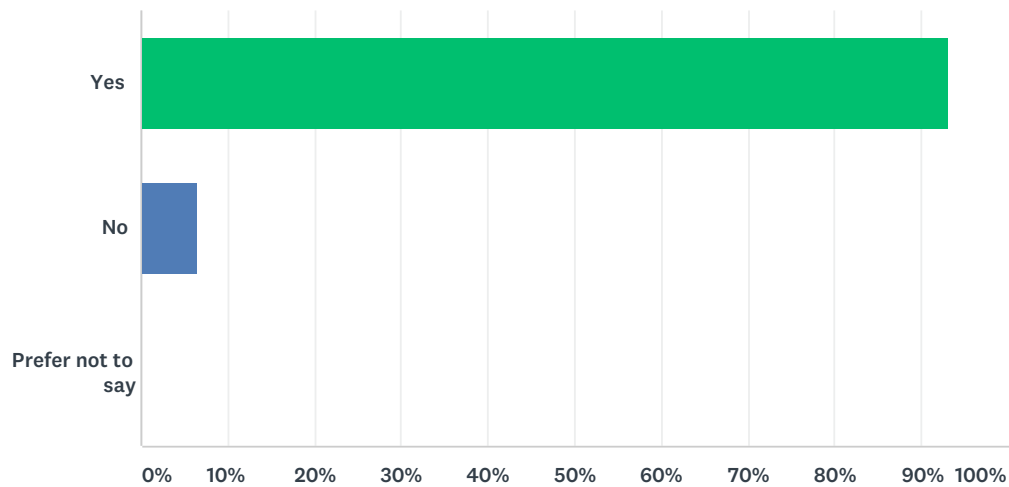
Answered: 747    Skipped: 19



ANSWER CHOICES		RESPONSES	
UK		86.08%	643
EU country (not UK)		6.43%	48
Prefer not to say		0.40%	3
Other (please specify)		7.10%	53
TOTAL			747

Q20 Do you have UK citizenship?

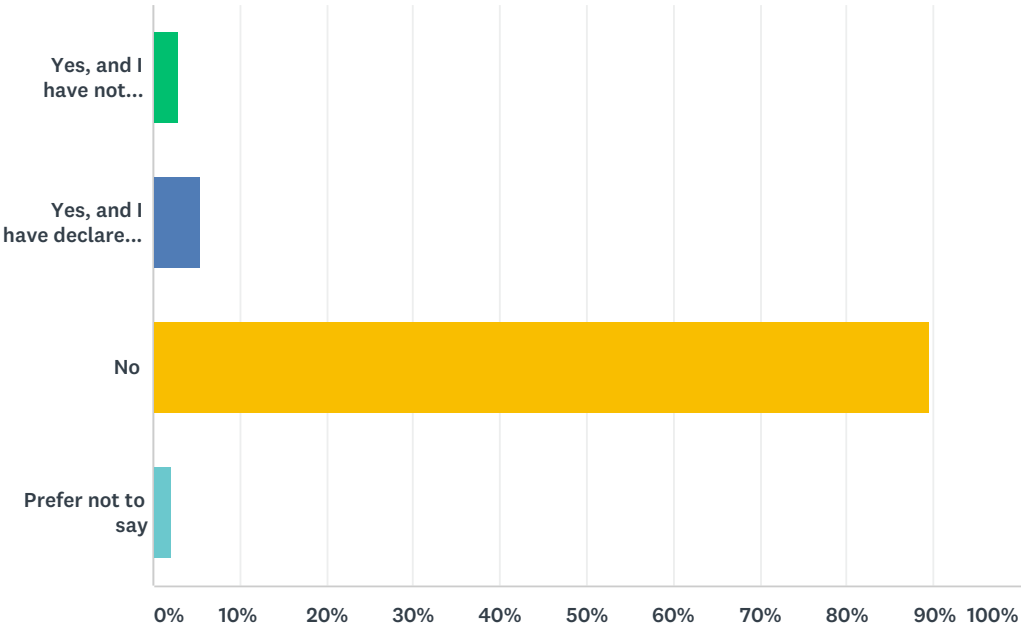
Answered: 745    Skipped: 21



ANSWER CHOICES	RESPONSES	
Yes	93.15%	694
No	6.58%	49
Prefer not to say	0.27%	2
TOTAL		745

Q21 Do you consider yourself to have a disability or health condition, or to be otherwise disabled?

Answered: 747 Skipped: 19

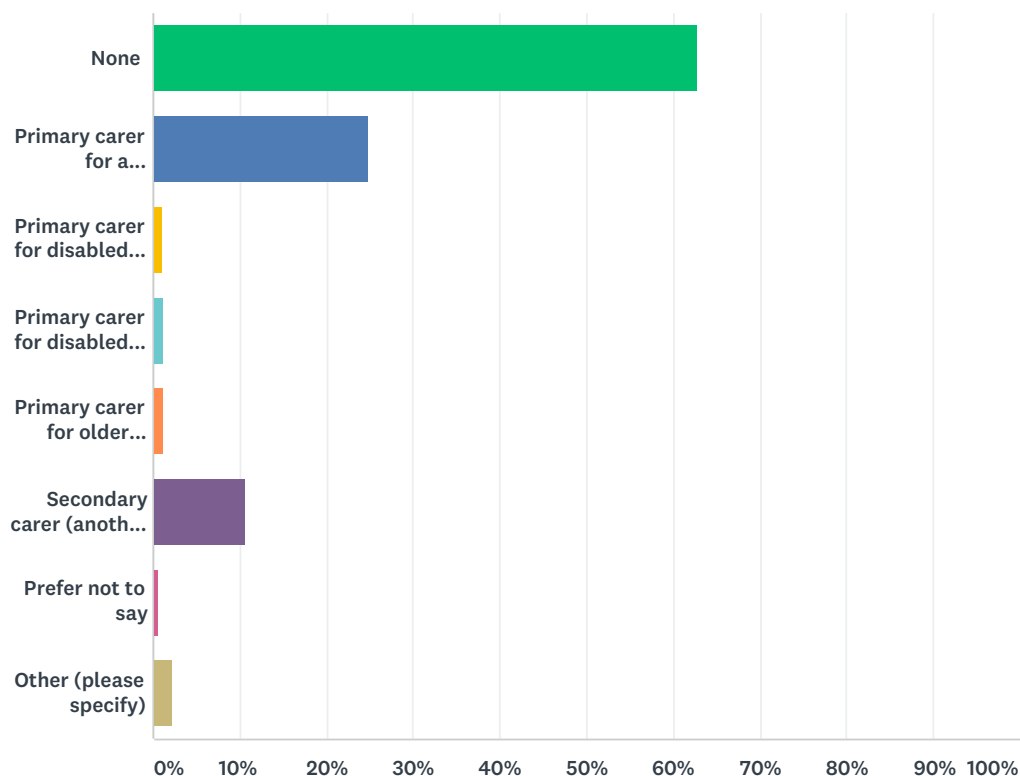


ANSWER CHOICES	RESPONSES	
Yes, and I have not declared this to my employer	2.95%	22
Yes, and I have declared this to my employer	5.49%	41
No	89.56%	669
Prefer not to say	2.01%	15
TOTAL		747



## Q22 Which if any of these caring responsibilities do you have (tick as many as applicable)?

Answered: 740 Skipped: 26



ANSWER CHOICES	RESPONSES	
None	62.84%	465
Primary carer for a child/children (under 18)	25.00%	185
Primary carer for disabled child/children	1.08%	8
Primary carer for disabled adult (18-65)	1.22%	9
Primary carer for older person (over 65)	1.22%	9
Secondary carer (another person carries out the main caring role)	10.68%	79
Prefer not to say	0.68%	5
Other (please specify)	2.30%	17
Total Respondents: 740		

Q23 You can use this optional box to offer your comments on the survey questions. Please be constructive - we will try to take your feedback on board in developing future diversity surveys.

Answered: 59   Skipped: 707